



ASPECT

RANGE INTRODUCTION

The simple, clean styling of Aspect is both modern and contemporary, so it looks at home anywhere, in almost any kind of environment where style and quality are important.

The profile is just 4mm slim, so it's discreet, as well as stylish, while the concealed screws leave an elegant frontplate, making it more attractive still.

In addition to impressive looks, with Aspect comes unrivalled safety. Utilising MK's 3-pin operated safety shutter, that prevents misuse and unsafe access to live circuitry, Aspect offers the user the peace of mind and comfort that they have the safest range of wiring devices available installed in their surroundings.

Echo™ is an innovative range of entirely wireless, batteryless and self powered switches, only available from MK Electric and in finishes to complement the Aspect range. Please see page 21 for details.

HOW TO SPECIFY

A slimline metal, flush mounting range of wiring devices with screwless frontplates. Snap-on frontplates with a 4mm profile easily removable with a flat blade screwdriver through discreet bottom access apertures. Cable connections must be upward facing with easy to identify white markings on a dark background, grouped in a straight line with captive terminal screws for ease of installation. All sockets to have a 3 pin operated shutter safety mechanism and double pole switching, with the contacts designed such that the neutral makes before and breaks after the live pole for improved safety. Switches to be large and concave with a minimum 3mm contact gap with a positive 'click' to denote successful operation.

FEATURES & BENEFITS

SLIM PROFILE 'SCREWLESS' FRONT PLATES OF ONLY 4MM

Provide a clean and flawless look that complements the décor of the finest interiors.

TOTAL SAFETY

3-pin operated "child resistant shutter system", which is designed to inhibit access to the electricity supply, unless all 3 pins of a standard British 13A plug are in position.

COMPREHENSIVE RANGE OF SOCKETS, SWITCHES AND MODULAR ANCILLARY PRODUCTS

Mean that whatever the application, the Aspect range has a wiring device to suit.

13 STANDARD HIGH QUALITY FINISHES

Aspect now offers a range of fresh, reassuring and creative colours.

DESIGN SERVICE

Perfect for when only a creative solution will do.



Technical Hotline
+44 (0)1268 563720

Aspect


MATCHING METAL CAPPED ROCKERS AVAILABLE AS STANDARD
(excluding porcelain white finish and switches with neons)

CHOICE OF BLACK OR WHITE INSERTS ON MOST FINISHES
Provide impact resistance in any environment

DOUBLE POLE SWITCHING

13 HIGH QUALITY FINISHES TO CHOOSE FROM

STYLISH SLIM DESIGN
Frontplate profile only 4mm



PATENTED SPRING CLIP FOR POSITIVE EARTHING

CORROSION RESISTANT SURFACE TREATED FRAME

SCREWDRIVER GUIDING RAMP

3-PIN "CHILD RESISTANT SHUTTER SYSTEM"


Designed to inhibit access to the electricity supply, unless all 3 pins of a standard British 13A plug are in position

Terminal screws are backed out and captive Terminals are upwards facing to make installation easier.

Funnel entrance to terminals.

Clear terminal markings for easy identification.

As well as a wide choice of finishes, MK Aspect is available in a range of outlets for interactive and digital TV, IT and telecomms services. There are reliable and effective dimmer switches, and a comprehensive range of modular switches – all simple to install.



Switchsocket Outlets


1 GANG DP
DUAL EARTH
13 AMP

1 GANG DP
WITH NEON
DUAL EARTH
13 AMP

2 GANG DP
DUAL EARTH
13 AMP

2 GANG DP
WITH 2 X USB
CHARGING PORTS
DUAL EARTH
13 AMP

2 GANG DP
WITH NEON
DUAL EARTH
13 AMP



FINISHES					
BRUSHED STAINLESS STEEL	K24357BSS* 1	K24657BSS* 1	K24347BSS* 1	K24343BSS* 1	K24647BSS* 1
LACQUERED BRUSHED STEEL	K24357LBS* 1	K24657LBS* 1	K24347LBS* 1	K24343LBS* 1	K24647LBS* 1
BRUSHED CHROME	K24357BRC* 1	K24657BRC* 1	K24347BRC* 1	K24343BRC* 1	K24647BRC* 1
POLISHED CHROME	K24357POC* 1	K24657POC* 1	K24347POC* 1	K24343POC* 1	K24647POC* 1
SATIN GOLD	K24357SAG* 1	K24657SAG* 1	K24347SAG* 1	K24343SAG* 1	K24647SAG* 1
PORCELAIN WHITE	K24357WHIW 1	K24657WHIW 1	K24347WHIW 1	K24343WHIW 1	K24647WHIW 1
LUSTROUS IVORY	K24357LIVW 1	K24657LIVW 1	K24347LIVW 1	K24343LIVW 1	K24647LIVW 1
LUSTROUS BLACK	K24357LBKB 1	K24657LBKB 1	K24347LBKB 1	K24343LBKB 1	K24647LBKB 1
POLISHED BRASS	K24357PBR* 1	K24657PBR* 1	K24347PBR* 1	K24343PBR* 1	K24647PBR* 1
TEXTURED IRON	K24357TIRB 1	K24657TIRB 1	K24347TIRB 1	K24343TIRB 1	K24647TIRB 1
DESERT BRONZE	K24357DBZB 1	K24657DBZB 1	K24347DBZB 1	K24343DBZB 1	K24647DBZB 1
ANTIQUÉ BRASS	K24357ABSB 1	K24657ABSB 1	K24347ABSB 1	K24343ABSB 1	K24647ABSB 1
TEXTURED COPPER	K24357TCOB 1	K24657TCOB 1	K24347TCOB 1	K24343TCOB 1	K24647TCOB 1

LEAD TIMES

Please contact our Customer Services Department on 01268 563 404

* Available with the option of either White or Black inserts. Add Suffix 'W' or 'B' to part number when ordering, E.g. KxxxxBSSW. Where there is no asterisk, the final suffix W = White Insert, B = Black Insert, E.g. KxxxxWHIW = Porcelain White finish with White inserts

MOUNTING BOXES
FLUSH 35MM
866ZIC
FLUSH 46MM
877ZIC (for extra wiring space)
DIMENSIONS
86 x 86mm
FIXING CENTRES
60.3mm
BS 1363-2:1995

MOUNTING BOXES
FLUSH 35MM
866ZIC
FLUSH 46MM
877ZIC (for extra wiring space)
DIMENSIONS
86 x 86mm
FIXING CENTRES
60.3mm
BS 1363-2:1995
Neon is only available in white or black insulated rocker.

MOUNTING BOXES
FLUSH 35MM
886ZIC
FLUSH 47MM
878ZIC (for extra wiring space)
DIMENSIONS
86 x 146mm
FIXING CENTRES
120.6mm
BS 1363-2:1995

USB charging sockets, each capable of supporting 2A charge (total of 2A)
Pattern available for use where existing back box is too shallow, see page 34

MOUNTING BOXES
FLUSH 35MM
886ZIC
FLUSH 47MM
878ZIC (for extra wiring space)
DIMENSIONS
86 x 146mm
FIXING CENTRES
120.6mm
BS 5733:2010

MOUNTING BOXES
FLUSH 35MM
886ZIC
FLUSH 47MM
878ZIC (for extra wiring space)
DIMENSIONS
86 x 146mm
FIXING CENTRES
120.6mm
BS 1363-2:1995
Neon is only available in white or black insulated rocker.

Dual Earth: Fitted with two earth terminals to provide a double earth facility for use when installations require a high integrity protective connection as specified within BS 7671:2008.

Multimedia Plates

1 GANG DP
ROUND PIN
5 AMP

1 GANG DP
ROUND PIN
15 AMP

2 GANG DP DUAL EARTH
SWITCHSOCKET, EURO 2 MODULE
50 X 50MM (RIGHT SIDE)
13 AMP

2 GANG DP DUAL EARTH
SWITCHSOCKET, EURO 2 MODULE
50 X 50MM (LEFT SIDE)
13 AMP



K24382BSS* 1	K24383BSS* 1	K24206BSS* 1	K24207BSS* 1
K24382LBS* 1	K24383LBS* 1	K24206LBS* 1	K24207LBS* 1
K24382BRC* 1	K24383BRC* 1	K24206BRC* 1	K24207BRC* 1
K24382POC* 1	K24383POC* 1	K24206POC* 1	K24207POC* 1
K24382SAG* 1	K24383SAG* 1	K24206SAG* 1	K24207SAG* 1
K24382WHIW 1	K24383WHIW 1	K24206WHIW 1	K24207WHIW 1
K24382LIVW 1	K24383LIVW 1	K24206LIVW 1	K24207LIVW 1
K24382LBKB 1	K24383LBKB 1	K24206LBKB 1	K24207LBKB 1
K24382PBR* 1	K24383PBR* 1	K24206PBR* 1	K24207PBR* 1
K24382TIRB 1	K24383TIRB 1	K24206TIRB 1	K24207TIRB 1
K24382DBZB 1	K24383DBZB 1	K24206DBZB 1	K24207DBZB 1
K24382ABSB 1	K24383ABSB 1	K24206ABSB 1	K24207ABSB 1
K24382TCOB 1	K24383TCOB 1	K24206TCOB 1	K24207TCOB 1

* Available with the option of either White or Black inserts. Add Suffix 'W' or 'B' to part number when ordering, E.g. KxxxxBSSW.
Where there is no asterisk, the final suffix W = White Insert, B = Black Insert, E.g. KxxxxWHIW = Porcelain White finish with White inserts

MOUNTING BOXES
FLUSH 35MM
866ZIC
FLUSH 46MM
877ZIC (for extra wiring space)
DIMENSIONS
86 x 86mm
FIXING CENTRES
60.3mm
BS 546:1950

MOUNTING BOXES
FLUSH 35MM
866ZIC
FLUSH 46MM
877ZIC (for extra wiring space)
DIMENSIONS
86 x 86mm
FIXING CENTRES
60.3mm
BS 546:1950

MOUNTING BOXES
FLUSH 47MM
870ZIC
BS 1363 Pt 2:1995

MOUNTING BOXES
FLUSH 47MM
870ZIC
BS 1363 Pt 2:1995

Dual Earth: Fitted with two earth terminals to provide a double earth facility for use when installations require a high integrity protective connection as specified within BS 7671: 2008.

Mains operated products and extra low voltage modules must not be installed within the same frontplate aperture. Refer to BS 7671: 2008 for details.

2 GANG DP DUAL EARTH
SWITCHSOCKET, EURO 4
MODULE 50 X 50MM (X2)
13 AMP

EURO 8 MODULE
100 X 50MM (X2)

EURO 12 MODULE
150 X 50MM (X2)



FINISHES						
BRUSHED STAINLESS STEEL	K24208BSS*	1	K24209BSS	1	K24210BSS	1
LACQUERED BRUSHED STEEL	K24208LBS*	1	K24209LBS	1	K24210LBS	1
BRUSHED CHROME	K24208BRC*	1	K24209BRC	1	K24210BRC	1
POLISHED CHROME	K24208POC*	1	K24209POC	1	K24210POC	1
SATIN GOLD	K24208SAG*	1	K24209SAG	1	K24210SAG	1
PORCELAIN WHITE	K24208WHIW	1	K24209WHI	1	K24210WHI	1
LUSTROUS IVORY	K24208LIVW	1	K24209LIV	1	K24210LIV	1
LUSTROUS BLACK	K24208LBKB	1	K24209LBK	1	K24210LBK	1
POLISHED BRASS	K24208PBR*	1	K24209PBR	1	K24210PBR	1
TEXTURED IRON	K24208TIRB	1	K24209TIR	1	K24210TIR	1
DESERT BRONZE	K24208DBZB	1	K24209DBZ	1	K24210DBZ	1
ANTIQUÉ BRASS	K24208ABSB	1	K24209ABS	1	K24210ABS	1
TEXTURED COPPER	K24208TCOB	1	K24209TCO	1	K24210TCO	1

LEAD TIMES

Please contact our Customer Services Department on 01268 563 404

* Available with the option of either White or Black inserts. Add Suffix 'W' or 'B' to part number when ordering, E.g. KxxxxBSSW. Where there is no asterisk, the final suffix W = White Insert, B = Black Insert, E.g. KxxxxWHIW = Porcelain White finish with White inserts

MOUNTING BOXES

FLUSH 47MM
858ZIC
BS 5733:2010

MOUNTING BOXES

FLUSH 47MM
869ZIC
BS 5733:2010

MOUNTING BOXES
FLUSH 47MM
868ZIC

BS 1363 Pt 2:1995

Dual Earth: Fitted with two earth terminals to provide a double earth facility for use when installations require a high integrity protective connection as specified within BS 7671: 2008.

Mains operated products and extra low voltage modules must not be installed within the same frontplate aperture. Refer to BS 7671: 2008 for details.



Technical Hotline
+44 (0)1268 563720

Aspect


WIRING DEVICES
DECORATIVE

Socket Outlets

1 GANG
DUAL EARTH
13 AMP



2 GANG
DUAL EARTH
13 AMP



1 GANG
ROUND PIN
5 AMP



Shaver/Toothbrush Supply Outlet

DUAL VOLTAGE
OUTPUT 115/230V
INPUT 220/240V
50/60HZ



K24780BSS*	1	K24781BSS*	1	K24381BSS*	1	K24709BSS*	1
K24780LBS*	1	K24781LBS*	1	K24381LBS*	1	K24709LBS*	1
K24780BRC*	1	K24781BRC*	1	K24381BRC*	1	K24709BRC*	1
K24780POC*	1	K24781POC*	1	K24381POC*	1	K24709POC*	1
K24780SAG*	1	K24781SAG*	1	K24381SAG*	1	K24709SAG*	1
K24780WHIW	1	K24781WHIW	1	K24381WHIW	1	K24709WHIW	1
K24780LIVW	1	K24781LIVW	1	K24381LIVW	1	K24709LIVW	1
K24780LBKB	1	K24781LBKB	1	K24381LBKB	1	K24709LBKB	1
K24780PBR*	1	K24781PBR*	1	K24381PBR*	1	K24709PBR*	1
K24780TIRB	1	K24781TIRB	1	K24381TIRB	1	K24709TIRB	1
K24780DBZB	1	K24781DBZB	1	K24381DBZB	1	K24709DBZB	1
K24780ABSB	1	K24781ABSB	1	K24381ABSB	1	K24709ABSB	1
K24780TCOB	1	K24781TCOB	1	K24381TCOB	1	K24709TCOB	1

* Available with the option of either White or Black inserts. Add Suffix 'W' or 'B' to part number when ordering, E.g. KxxxxBSSW.
Where there is no asterisk, the final suffix W = White Insert, B = Black Insert, E.g. KxxxxWHIW = Porcelain White finish with White inserts

MOUNTING BOXES

FLUSH 35MM

866ZIC

FLUSH 46MM

877ZIC (for extra wiring space)

DIMENSIONS

86 x 86mm

FIXING CENTRES

60.3mm

BS 1363-2:1995

MOUNTING BOXES

FLUSH 35MM

886ZIC

FLUSH 47MM

878ZIC (for extra wiring space)

DIMENSIONS

86 x 146mm

FIXING CENTRES

120.6mm

BS 1363-2:1995

MOUNTING BOXES

FLUSH 35MM

866ZIC

FLUSH 46MM

877ZIC (for extra wiring space)

DIMENSIONS

86 x 86mm

FIXING CENTRES

60.3mm

BS 546:1950

MOUNTING BOXES

FLUSH

878ZIC

This design incorporates a double wound isolating transformer rated 20VA at 230 or 115 volts and meets BS EN 61558-2-5: 1998 making it safe for use in bathrooms.

Insertion of a shaver/toothbrush plug automatically switches on by energising the primary side of the isolating transformer – removal automatically switches off. The transformer is protected against overload by an automatic solid state overload device with automatic resetting.

DIMENSIONS

146 x 86mm

FIXING CENTRES

120.6mm

BS EN 61558-2-5:1998

Dual Earth: Fitted with two earth terminals to provide a double earth facility for use when installations require a high integrity protective connection as specified within BS 7671: 2008.

Connection Units Switched

DP
13 AMP



DP
WITH NEON
13 AMP



DP WITH
NEON & FLEX OUTLET
13 AMP



Connection Units Unswitched

WITH NEON
13 AMP



FINISHES								
BRUSHED STAINLESS STEEL	K24941BSS*	1	K24961BSS*	1	K24971BSS*	1	K24958BSS*	1
LACQUERED BRUSHED STEEL	K24941LBS*	1	K24961LBS*	1	K24971LBS*	1	K24958LBS*	1
BRUSHED CHROME	K24941BRC*	1	K24961BRC*	1	K24971BRC*	1	K24958BRC*	1
POLISHED CHROME	K24941POC*	1	K24961POC*	1	K24971POC*	1	K24958POC*	1
SATIN GOLD	K24941SAG*	1	K24961SAG*	1	K24971SAG*	1	K24958SAG*	1
PORCELAIN WHITE	K24941WHIW	1	K24961WHIW	1	K24971WHIW	1	K24958WHIW	1
LUSTROUS IVORY	K24941LIVW	1	K24961LIVW	1	K24971LIVW	1	K24958LIVW	1
LUSTROUS BLACK	K24941LBKB	1	K24961LBKB	1	K24971LBKB	1	K24958LBKB	1
POLISHED BRASS	K24941PBR*	1	K24961PBR*	1	K24971PBR*	1	K24958PBR*	1
TEXTURED IRON	K24941TIRB	1	K24961TIRB	1	K24971TIRB	1	K24958TIRB	1
DESERT BRONZE	K24941DBZB	1	K24961DBZB	1	K24971DBZB	1	K24958DBZB	1
ANTIQUÉ BRASS	K24941ABSB	1	K24961ABSB	1	K24971ABSB	1	K24958ABSB	1
TEXTURED COPPER	K24941TCOB	1	K24961TCOB	1	K24971TCOB	1	K24958TCOB	1

LEAD TIMES

Please contact our Customer Services Department on 01268 563 404

* Available with the option of either White or Black inserts. Add Suffix 'W' or 'B' to part number when ordering, E.g. KxxxxBSSW. Where there is no asterisk, the final suffix W = White Insert, B = Black Insert, E.g. KxxxxLIVW = Lustrous Ivory Finish with White inserts

MOUNTING BOXES

FLUSH 47MM

877ZIC

DIMENSIONS

86 x 86mm

FIXING CENTRES

60.3mm

BS 1363-4:1995

Neon is only available in white or black insulated rocker.

MOUNTING BOXES

FLUSH 47MM

877ZIC

DIMENSIONS

86 x 86mm

FIXING CENTRES

60.3mm

BS 1363-4:1995

Neon is only available in white or black insulated rocker.

MOUNTING BOXES

FLUSH 47MM

877ZIC

DIMENSIONS

86 x 86mm

FIXING CENTRES

60.3mm

BS 1363-4:1995

Neon is only available in white or black insulated rocker.

MOUNTING BOXES

FLUSH 47MM

877ZIC

DIMENSIONS

86 x 86mm

FIXING CENTRES

60.3mm

BS 1363-4:1995

Neon is only available in white or black insulated rocker.

Matching metal capped fuse carriers are standard on all Aspect Connection Units (except Porcelain White).



Technical Hotline
+44 (0)1268 563720

Aspect

WIRING DEVICES
DECORATIVE

Switches

WITH NEON &
FLEX OUTLET
13 AMP

1 GANG SP
2 WAY
20 AMP

2 GANG SP
2 WAY
20 AMP

3 GANG SP
2 WAY
10 AMP



K24978BSS*	1	K24371BSS*	1	K24372BSS*	1	K24373BSS*	1
K24978LBS*	1	K24371LBS*	1	K24372LBS*	1	K24373LBS*	1
K24978BRC*	1	K24371BRC*	1	K24372BRC*	1	K24373BRC*	1
K24978POC*	1	K24371POC*	1	K24372POC*	1	K24373POC*	1
K24978SAG*	1	K24371SAG*	1	K24372SAG*	1	K24373SAG*	1
K24978WHIW	1	K24371WHIW	1	K24372WHIW	1	K24373WHIW	1
K24978LIVW	1	K24371LIVW	1	K24372LIVW	1	K24373LIVW	1
K24978LBKB	1	K24371LBKB	1	K24372LBKB	1	K24373LBKB	1
K24978PBR*	1	K24371PBR*	1	K24372PBR*	1	K24373PBR*	1
K24978TIRB	1	K24371TIRB	1	K24372TIRB	1	K24373TIRB	1
K24978DBZB	1	K24371DBZB	1	K24372DBZB	1	K24373DBZB	1
K24978ABSB	1	K24371ABSB	1	K24372ABSB	1	K24373ABSB	1
K24978TCOB	1	K24371TCOB	1	K24372TCOB	1	K24373TCOB	1

* Available with the option of either White or Black inserts. Add Suffix 'W' or 'B' to part number when ordering, E.g. KxxxxBSSW.
Where there is no asterix, the final suffix W = White Insert, B = Black Insert, E.g. KxxxxLIVW = Lustrous Ivory Finish with White inserts

MOUNTING BOXES
FLUSH 47MM
877ZIC
DIMENSIONS
86 x 86mm
FIXING CENTRES
60.3mm
BS 1363-4:1995

MOUNTING BOXES
FLUSH 25MM
861ZIC
DIMENSIONS
86 x 86mm
FIXING CENTRES
60.3mm
BS EN 60669-1:1999

MOUNTING BOXES
FLUSH 25MM
861ZIC
DIMENSIONS
86 x 86mm
FIXING CENTRES
60.3mm
BS EN 60669-1:1999

MOUNTING BOXES
FLUSH 25MM
861ZIC
DIMENSIONS
86 x 86mm
FIXING CENTRES
60.3mm
BS EN 60669-1:1999

Matching metal capped fuse carriers are standard on all Aspect Connection Units (except Porcelain White).

Switches

1 GANG SP
2 WAY
WITH LARGE ROCKER
20 AMP

2 GANG SP
2 WAY
WITH LARGE ROCKERS
20 AMP

1 GANG SP
2 WAY
WITH WIDE ROCKER
20 AMP

High Current Switches

1 GANG DP
WITH NEON
32 AMP



FINISHES								
BRUSHED STAINLESS STEEL	K23471BSS*	1	K23472BSS*	1	K23473BSS*	1	K24305BSS*	1
LACQUERED BRUSHED STEEL	K23471LBS*	1	K23472LBS*	1	K23473LBS*	1	K24305LBS*	1
BRUSHED CHROME	K23471BRC*	1	K23472BRC*	1	K23473BRC*	1	K24305BRC*	1
POLISHED CHROME	K23471POC*	1	K23472POC*	1	K23473POC*	1	K24305POC*	1
SATIN GOLD	K23471SAG*	1	K23472SAG*	1	K23473SAG*	1	K24305SAG*	1
PORCELAIN WHITE	K23471WHIW	1	K23472WHIW	1	K23473WHIW	1	K24305WHIW	1
LUSTROUS IVORY	K23471LIVW	1	K23472LIVW	1	K23473LIVW	1	K24305LIVW	1
LUSTROUS BLACK	K23471LBKB	1	K23472LBKB	1	K23473LBKB	1	K24305LBKB	1
POLISHED BRASS	K23471PBR*	1	K23472PBR*	1	K23473PBR*	1	K24305PBR*	1
TEXTURED IRON	K23471TIRB	1	K23472TIRB	1	K23473TIRB	1	K24305TIRB	1
DESERT BRONZE	K23471DBZB	1	K23472DBZB	1	K23473DBZB	1	K24305DBZB	1
ANTIQUÉ BRASS	K23471ABSB	1	K23472ABSB	1	K23473ABSB	1	K24305ABSB	1
TEXTURED COPPER	K23471TCOB	1	K23472TCOB	1	K23473TCOB	1	K24305TCOB	1

LEAD TIMES

Please contact our Customer Services Department on 01268 563 404

* Available with the option of either White or Black inserts. Add Suffix 'W' or 'B' to part number when ordering, E.g. KxxxxBSSW. Where there is no asterisk, the final suffix W = White Insert, B = Black Insert, E.g. KxxxxLIVW = Lustrous Ivory Finish with White inserts

MOUNTING BOXES
FLUSH 25MM
861ZIC
DIMENSIONS
86 x 86mm
ROCKER DIMENSIONS
22 x 40mm
FIXING CENTRES
60.3mm
BS EN 60669-1:1999

MOUNTING BOXES
FLUSH 25MM
861ZIC
DIMENSIONS
86 x 86mm
ROCKER DIMENSIONS
22 x 40mm
FIXING CENTRES
60.3mm
BS EN 60669-1:1999

MOUNTING BOXES
FLUSH 25MM
861ZIC
DIMENSIONS
86 x 86mm
ROCKER DIMENSIONS
50 x 40mm
FIXING CENTRES
60.3mm
BS EN 60669-1:1999

MOUNTING BOXES
FLUSH 35MM
866ZIC
DIMENSIONS
86 x 86mm
FIXING CENTRES
60.3mm
BS EN 60669-1:1999



Technical Hotline
+44 (0)1268 563720

Aspect

WIRING DEVICES
DECORATIVE

1 GANG DP
WITH NEON
50 AMP

Three Pole Fan Isolator

10 AMP

Intelligent Dimmers

2 WAY SINGLE
230V A.C. 50HZ
60W/VA MIN-500W/400VA
MAX



K24336BSS*	1	K24859BSS*	1	K24301BSS	1
K24336LBS*	1	K24859LBS*	1	K24301LBS	1
K24336BRC*	1	K24859BRC*	1	K24301BRC	1
K24336POC*	1	K24859POC*	1	K24301POC	1
K24336SAG*	1	K24859SAG*	1	K24301SAG	1
K24336WHIW	1	K24859WHIW	1	K24301WHI	1
K24336LIVW	1	K24859LIVW	1	K24301LIV	1
K24336LBKB	1	K24859LBKB	1	K24301LBK	1
K24336PBR*	1	K24859PBR*	1	K24301PBR	1
K24336TIRB	1	K24859TIRB	1	K24301TIR	1
K24336DBZB	1	K24859DBZB	1	K24301DBZ	1
K24336ABSB	1	K24859ABSB	1	K24301ABS	1
K24336TCOB	1	K24859TCOB	1	K24301TCO	1



* Available with the option of either White or Black inserts. Add Suffix 'W' or 'B' to part number when ordering, E.g. KxxxxBSSW. Where there is no asterisk, the final suffix W = White Insert, B = Black Insert, E.g. KxxxxWHIW = Porcelain White finish with White inserts

MOUNTING BOXES
FLUSH 47MM
878ZIC
DIMENSIONS
86 x 146mm
FIXING CENTRES
120.6mm
BS EN 60669-1:1999

MOUNTING BOXES
FLUSH 25MM
861ZIC
DIMENSIONS
86 x 86mm
FIXING CENTRES
60.3mm
BS EN 60669-2-4

MOUNTING BOXES
FLUSH 35MM
866ZIC
DIMENSIONS
86 x 86mm
FIXING CENTRES
60.3mm

These dimmers employ the latest micro-controller based circuitry to provide electronic soft-start and overload protection. They are suitable for use with good quality electronic or wire-wound transformers. Can also be used with good quality halogen lamps incorporating GU10 bases. Please check with lamp manufacturer to determine suitability.

NOT SUITABLE FOR FLUORESCENT LOADS.

Conform to latest standards BS EN 60669-2-1.
All intelligent dimmers have a combined push-on/push-off switch and rotary dimmer control, and are suitable for one or two-way switching. Only one dimmer can be used in a two way switching circuit.

Intelligent Dimmers

2 WAY SINGLE 230V
A.C. 50HZ 40W/VA MIN.
300W/240VA MAX.

2 WAY DOUBLE 230V
A.C. 50HZ 40W/VA MIN.
300W/240VA MAX.
FOR EACH DIMMER

Grid Plus Modular Frontplates

SUPPLIED WITH MOUNTING FRAME

1 MODULE

2 MODULE



FINISHES	2 WAY SINGLE 230V		2 WAY DOUBLE 230V	
BRUSHED STAINLESS STEEL	K24521BSS	1	K24522BSS	1
LACQUERED BRUSHED STEEL	K24521LBS	1	K24522LBS	1
BRUSHED CHROME	K24521BRC	1	K24522BRC	1
POLISHED CHROME	K24521POC	1	K24522POC	1
SATIN GOLD	K24521SAG	1	K24522SAG	1
PORCELAIN WHITE	K24521WHI	1	K24522WHI	1
LUSTROUS IVORY	K24521LIV	1	K24522LIV	1
LUSTROUS BLACK	K24521LBK	1	K24522LBK	1
POLISHED BRASS	K24521PBR	1	K24522PBR	1
TEXTURED IRON	K24521TIR	1	K24522TIR	1
DESERT BRONZE	K24521DBZ	1	K24522DBZ	1
ANTIQUÉ BRASS	K24521ABS	1	K24522ABS	1
TEXTURED COPPER	K24521TCO	1	K24522TCO	1

LEAD TIMES
Please contact our Customer
Services Department on
01268 563 404

MOUNTING BOXES
FLUSH 35MM
866ZIC
DIMENSIONS
86 x 86mm
FIXING CENTRES
60.3mm

MOUNTING BOXES
FLUSH 35MM
866ZIC
DIMENSIONS
86 x 86mm
FIXING CENTRES
60.3mm

MOUNTING BOX
FLUSH
891ALM
DIMENSIONS
86 x 86mm
BS 5733:2010

MOUNTING BOX
FLUSH
891ALM
DIMENSIONS
86 x 86mm
BS 5733:2010

These dimmers employ the latest micro-controller based circuitry to provide electronic soft-start and overload protection. They are suitable for use with good quality electronic or wire-wound transformers. Can also be used with good quality halogen lamps incorporating GU10 bases. Please check with lamp manufacturer to determine suitability.

NOT SUITABLE FOR FLUORESCENT LOADS.

Conform to latest standards BS EN 60669-2-1.

All intelligent dimmers have a combined push-on/push-off switch and rotary dimmer control, and are suitable for one or two-way switching. Only one dimmer can be used in a two way switching circuit.



Technical Hotline
+44 (0)1268 563720

Aspect




DECORATIVE
WIRING DEVICES

3 MODULE

4 MODULE

6 MODULE

8 MODULE



K24333BSS	1	K24334BSS	1	K24346BSS	1	K24348BSS	1
K24333LBS	1	K24334LBS	1	K24346LBS	1	K24348LBS	1
K24333BRC	1	K24334BRC	1	K24346BRC	1	K24348BRC	1
K24333POC	1	K24334POC	1	K24346POC	1	K24348POC	1
K24333SAG	1	K24334SAG	1	K24346SAG	1	K24348SAG	1
K24333WHI	1	K24334WHI	1	K24346WHI	1	K24348WHI	1
K24333LIV	1	K24334LIV	1	K24346LIV	1	K24348LIV	1
K24333LBK	1	K24334LBK	1	K24346LBK	1	K24348LBK	1
K24333PBR	1	K24334PBR	1	K24346PBR	1	K24348PBR	1
K24333TIR	1	K24334TIR	1	K24346TIR	1	K24348TIR	1
K24333DBZ	1	K24334DBZ	1	K24346DBZ	1	K24348DBZ	1
K24333ABS	1	K24334ABS	1	K24346ABS	1	K24348ABS	1
K24333TCO	1	K24334TCO	1	K24346TCO	1	K24348TCO	1

MOUNTING BOX
FLUSH
892ALM
DIMENSIONS
86 x 146mm
BS 5733:2010

MOUNTING BOX
FLUSH
892ALM
DIMENSIONS
86 x 146mm
BS 5733:2010

MOUNTING BOX
FLUSH: 893ALM
DIMENSIONS
146 x 146mm
BS 5733:2010

MOUNTING BOX
FLUSH: 893ALM
DIMENSIONS
146 x 146mm
BS 5733:2010

**Grid
Modules**

BLANK INSERT


**Switch Modules
10 Amp**
SP 1 WAY
10 AMP
**Switch Modules
10 Amp**
DP 1 WAY
10 AMPSP 2 WAY
10 AMP

FINISHES								
BRUSHED STAINLESS STEEL	K4880BSS*	1	K4881BSS*	1	K4981BSS*	1	K4882BSS*	1
LACQUERED BRUSHED STEEL	K4880LBS*	1	K4881LBS*	1	K4981LBS*	1	K4882LBS*	1
BRUSHED CHROME	K4880BRC*	1	K4881BRC*	1	K4981BRC*	1	K4882BRC*	1
POLISHED CHROME	K4880POC*	1	K4881POC*	1	K4981POC*	1	K4882POC*	1
SATIN GOLD	K4880SAG*	1	K4881SAG*	1	K4981SAG*	1	K4882SAG*	1
PORCELAIN WHITE	K4880WHI	10	K4881WHI	10	K4981WHI	10	K4882WHI	10
LUSTROUS IVORY	K4880LIVW	1	K4881LIVW	1	K4981LIVW	1	K4882LIVW	1
LUSTROUS BLACK	K4880LBKB	1	K4881LBKB	1	K4981LBKB	1	K4882LBKB	1
POLISHED BRASS	K4880PBR*	1	K4881PBR*	1	K4981PBR*	1	K4882PBR*	1
TEXTURED IRON	K4880TIRB	1	K4881TIRB	1	K4981TIRB	1	K4882TIRB	1
DESERT BRONZE	K4880DBZB	1	K4881DBZB	1	K4981DBZB	1	K4882DBZB	1
ANTIQUÉ BRASS	K4880ABSB	1	K4881ABSB	1	K4981ABSB	1	K4882ABSB	1
TEXTURED COPPER	K4880TCOB	1	K4881TCOB	1	K4981TCOB	1	K4882TCOB	1

LEAD TIMES

Please contact our Customer Services Department on 01268 563 404

* Available with the option of either White or Black inserts. Add Suffix 'W' or 'B' to part number when ordering, E.g. KxxxxBSSW. Where there is no asterisk, the final suffix W = White Insert, B = Black Insert, E.g. KxxxxLIVW Lustrous Ivory finish with white inserts

BS 5733:2010

BS EN 60669-1:1999

BS EN 60669-1:1999

BS EN 60669-1:1999



Technical Hotline
+44 (0)1268 563720

Aspect

SP 2 WAY
RETRACTIVE
10 AMP

SP 2 WAY
RED RETRACTIVE
10 AMP

SP 2 WAY
RETRACTIVE MARKED
BELL SYMBOL
10 AMP



K4885BSS*	1		
K4885LBS*	1		
K4885BRC*	1		
K4885POC*	1		
K4885SAG*	1		
K4885WHI	10		
K4885LIVW	1	K4885RED	1
K4885LBKB	1	K4885REDB	1
K4885PBR*	1		
K4885TIRB	1		
K4885DBZB	1		
K4885ABSB	1		
K4885TCOB	1		
			K4885BWHI
			K4885BBLK



* Available with the option of either White or Black inserts. Add Suffix 'W' or 'B' to part number when ordering. E.g. KxxxxBSSW. Where there is no asterix, the final suffix W = White Insert, B = Black Insert, E.g. KxxxxLIVW Ivory finish with white inserts

NOTE
Push switches are not designed for fluorescent loads.
BS EN 60669-1:1999

NOTE
Push switches are not designed for fluorescent loads.
BS EN 60669-1:1999

NOTE
Push switches are not designed for fluorescent loads.
BS EN 60669-1:1999

Switch Modules 10 Amp

SP 2 WAY
RETRACTIVE
MARKED 'PRESS'
10 AMP






2 WAY
CENTRE OFF
RETRACTIVE
10 AMP

Switch Modules 20 Amp

SP 1 WAY
20 AMP

DP
1 WAY
PUSH TO MAKE
20 AMP

DP
1 WAY
RED ROCKER
PUSH TO MAKE
20 AMP

FINISHES					
BRUSHED STAINLESS STEEL	K4885PWHI K4885PBLK	K4900BSS* 1	K4891BSS* 1	K4910BSS* 1	K4910RED K4910REDB
LACQUERED BRUSHED STEEL		K4900LBS* 1	K4891LBS* 1	K4910LBS* 1	
BRUSHED CHROME		K4900BRC* 1	K4891BRC* 1	K4910BRC* 1	
POLISHED CHROME		K4900POC* 1	K4891POC* 1	K4910POC* 1	
SATIN GOLD		K4900SAG* 1	K4891SAG* 1	K4910SAG* 1	
MK WHITE (PLASTIC ROCKER)		K4900WHI 10	K4891WHI 10	K4910WHI 10	
LUSTROUS IVORY		K4900LIVW 1	K4891LIVW 1	K4910LIVW 1	
LUSTROUS BLACK		K4900LBKB 1	K4891LBKB 1	K4910LBKB 1	
POLISHED BRASS		K4900PBR* 1	K4891PBR* 1	K4910PBR* 1	
TEXTURED IRON		K4900TIRB 1	K4891TIRB 1	K4910TIRB 1	
DESERT BRONZE		K4900DBZB 1	K4891DBZB 1	K4910DBZB 1	
ANTIQUÉ BRASS		K4900ABSB 1	K4891ABSB 1	K4910ABSB 1	
TEXTURED COPPER		K4900TCOB 1	K4891TCOB 1	K4910TCOB 1	

LEAD TIMES
Please contact our Customer
Services Department on
01268 563 404

NOTE
Push switches are not designed
for fluorescent loads.
BS EN 60669-1:1999

NOTE
Push switches are not designed
for fluorescent loads.
BS EN 60669-1:1999

BS EN 60669-1:1999

NOTE
Push switches are not designed
for fluorescent loads.
BS EN 60669-1:1999

NOTE
Push switches are not designed
for fluorescent loads.
BS EN 60669-1:1999

* Available with the option of either White or Black inserts. Add Suffix 'W' or 'B' to part number when ordering, E.g. KxxxxBSSW.

Where there is no asterix, the final suffix W = White Insert, B = Black Insert, E.g. KxxxxLIVW Lustrous Ivory finish with white inserts.



Technical Hotline
+44 (0)1268 563720

Aspect

WIRING DEVICES
DECORATIVE

Switch Modules 20 Amp

DP 1 WAY PUSH TO BREAK RETRACTIVE 20 AMP	DP 1 WAY RED ROCKER PUSH TO BREAK RETRACTIVE 20 AMP	SP 2 WAY 20 AMP	SP 2 WAY RED ROCKER 20 AMP	SP 2 WAY WITH INTEGRAL NEON LOCATOR 20 AMP	SP 2 WAY & CENTRE OFF 20 AMP
---	---	--------------------	----------------------------------	---	------------------------------------



K4915WHI 10 K4915BLK 10	K4915RED 10 K4915REDB 1	K4892BSS* 1	K4892RED 10 K4892REDB 10	K4892LWHI 10 K4892LBLK 1	K4899BSS* 1
		K4892LBS* 1			K4899LBS* 1
		K4892BRC* 1			K4899BRC* 1
		K4892POC* 1			K4899POC* 1
		K4892SAG* 1			K4899SAG* 1
		K4892WHI 10			K4899WHI 10
		K4892LIVW 1			K4899LIVW 1
		K4892LBKB 1			K4899LBKB 1
		K4892PBR* 1			K4899PBR* 1
		K4892TIRB 1			K4899TIRB 1
		K4892DBZB 1			K4899DBZB 1
		K4892ABSB 1			K4899ABSB 1
		K4892TCOB 1			K4899TCOB 1

NOTE
Push switches are not designed for fluorescent loads.
BS EN 60669-1:1999

NOTE
Push switches are not designed for fluorescent loads.
BS EN 60669-1:1999

These switches do NOT have to be derated when used with fluorescent or inductive loads.
BS EN 60669-1:1999

These switches do NOT have to be derated when used with fluorescent or inductive loads.
Additional information on printed modules available in Grid Plus Section, pages 175.
BS EN 60669-1:1999

These switches do NOT have to be derated when used with fluorescent or inductive loads.
BS EN 60669-1:1999

* Available with the option of either White or Black inserts. Add Suffix 'W' or 'B' to part number when ordering, E.g. KxxxxBSSW.
Where there is no asterix, the final suffix W = White Insert, B = Black Insert, E.g. KxxxxLIVW Lustrous Ivory finish with white inserts.

Matching metal capped rockers available as standard (excluding porcelain white finish).

Matching metal capped rockers available as standard (excluding porcelain white finish).

Switch Modules






SP 2 WAY
& CENTRE OFF
RED ROCKER
20 AMP

INTERMEDIATE
20 AMP

INTERMEDIATE
RED ROCKER
20 AMP

DP
1 WAY
20 AMP

DP
1 WAY
WITH NEON
20 AMP

FINISHES							
BRUSHED STAINLESS STEEL	K4899RED K4899REDB	K4893BSS* 1	K4893RED K4893REDB	K4896BSS* 1	K4896NWHI K4896NBLK		
LACQUERED BRUSHED STEEL		K4893LBS* 1		K4896LBS* 1			
BRUSHED CHROME		K4893BRC* 1		K4896BRC* 1			
POLISHED CHROME		K4893POC* 1		K4896POC* 1			
SATIN GOLD		K4893SAG* 1		K4896SAG* 1			
MK WHITE (PLASTIC ROCKER)		K4899RED 10 K4899REDB 10		K4893WHI 1		K4893RED 10 K4893REDB 10	K4896WHI 1
LUSTROUS IVORY				K4893LIVW 1			K4896LIVW 1
LUSTROUS BLACK				K4893LBKB 1			K4896LBKB 1
POLISHED BRASS				K4893PBR* 1			K4896PBR* 1
TEXTURED IRON				K4893TIRB 1			K4896TIRB 1
DESERT BRONZE				K4893DBZB 1			K4896DBZB 1
ANTIQUE BRASS				K4893ABSB 1			K4896ABSB 1
TEXTURED COPPER				K4893TCOB 1			K4896TCOB 1

LEAD TIMES
Please contact our Customer
Services Department on
01268 563 404

BS EN 60669-1:1999

BS EN 60669-1:1999

BS EN 60669-1:1999

BS EN 60669-1:1999

BS EN 60669-1:1999

* Available with the option of either White or Black inserts. Add Suffix 'W' or 'B' to part number when ordering, E.g. KxxxxBSSW. Where there is no asterix, the final suffix W = White Insert, B = Black Insert, E.g. KxxxxLIVW Lustrous Ivory finish with white inserts.

Matching metal capped
rockers available as
standard (excluding
porcelain white finish).

Matching metal capped
rockers available as
standard (excluding
porcelain white finish).



Technical Hotline
+44 (0)1268 563720

Aspect

WIRING DEVICES
DECORATIVE

Switch Modules

DP	DP
1 WAY	1 WAY
WITH WINDOW	RED ROCKER
20 AMP	20 AMP



Printed Modules with and without Neon



K4896WWHI	10	K4896RED	10
K4896WBLK	10	K4896REDB	10

K4896 PRINTED MODULE

FOR WHITE ROCKERS, USE THE SUFFIX 'WHI'. FOR BLACK ROCKERS, USE THE SUFFIX 'BLK'. FOR EXAMPLE: K4896BRWHI OR K4896BRBLK

BOILER K4896BR	WASTE DISPOSAL K4896WD	HOB K4896HB
DISHWASHER K4896DW	WASHING MACHINE K4896WM	IMMERSION HEATER K4896IH
COOKER HOOD K4896CH	TUMBLE DRYER K4896TD	PLINTH HEATER K4896PH
FAN K4896FN	WASHER DRYER K4896WDR	WORKTOP LIGHTING K4896WL
FRIDGE K4896Fg	MICROWAVE K4896MW	WINE COOLER K4896WC
FREEZER K4896FZ	HEATER K4896HR	WARMING DRAWER K4896WDA
FRIDGE FREEZER K4896FF	OVEN K4896OV	COFFEE MACHINE K4896CM

K4896N PRINTED MODULE WITH NEON

FOR WHITE ROCKERS, USE THE SUFFIX 'WHI'. FOR BLACK ROCKERS, USE THE SUFFIX 'BLK'. FOR EXAMPLE: K4896NBRWHI OR K4896NBRBLK

BOILER K4896NBR	WASTE DISPOSAL K4896NWD	HOB K4896NHB
DISHWASHER K4896NDW	WASHING MACHINE K4896NWM	IMMERSION HEATER K4896NIH
COOKER HOOD K4896NCH	TUMBLE DRYER K4896NTD	PLINTH HEATER K4896NPH
FAN K4896NFN	WASHER DRYER K4896NWDR	WORKTOP LIGHTING K4896NWL
FRIDGE K4896NFg	MICROWAVE K4896NMW	WINE COOLER K4896NWC
FREEZER K4896NFZ	HEATER K4896NHR	WARMING DRAWER K4896NWDA
FRIDGE FREEZER K4896NFF	OVEN K4896NOV	COFFEE MACHINE K4896NCM

NOTE
K4896NIH (Immersion Heater with Neon) is not available with black rockers.

BS EN 60669-1:1999

BS EN 60669-1:1999

Aspect

Key Switch Modules

INTERMEDIATE
20 AMP

SP
2 WAY
20 AMP

SP 2 WAY
EMERGENCY
LIGHTING
20 AMP

DP
1 WAY
20 AMP

DP
EMERGENCY
LIGHTING
20 AMP

SP
2 WAY
RETRACTIVE
20 AMP



FINISHES

WHITE	K4894WHI 10	K4898WHI 10	K4898ELWHI 10	K4917WHI 10	K4917ELWHI 10	K4918WHI 10
BLACK	K4894BLK 1	K4898BLK 1	K4898ELBLK 1	K4917BLK 1		K4918BLK 10

LEAD TIMES

Please contact our Customer Services Department on 01268 563 404

BS EN 60669-1:1999
Key (3405ZIC) is supplied.

BS EN 60669-1:1999
Key (3405ZIC) is supplied.

BS EN 60669-1:1999
Key (3405ZIC) is supplied.

BS EN 60669-1:1999
Key (3405ZIC) is supplied.

BS EN 60669-1:1999
Key (3405ZIC) is supplied.

BS EN 60669-1:1999
Key (3405ZIC) is supplied.



Technical Hotline
+44 (0)1268 563720

Aspect

DECORATIVE
WIRING DEVICES

Indicator Modules

200-250V
NEON

200-250V
NEON

200-250V
FLUORESCENT

21-36V
FILAMENT

21-36V
FILAMENT

21-36V
FILAMENT



K4889RED 10
K4889REDB 1

K4889AMB 10

K4889GRN 10

K4836RED 10

K4836AMB 10

KK4836GRN 10

BS 5733:2010

BS 5733:2010

BS 5733:2010

BS 5733:2010

BS 5733:2010

BS 5733:2010

Will Operate On Both A.C. And D.C

Not available in other finishes

Dimmer Switch Modules

1 GANG 40W/
VA-220W/180VA,
230VA.C, 50HZ
2 WAY
1 MODULE

1 GANG 60W/
VA-400W/320VA,
230VA.C, 50HZ
2 WAY
2 MODULE

1 GANG
40-220W/180VA/
4-70W LED DIMMER
2 WAY
1 MODULE

0-10V/1-10V
FLUORESCENT
CONTROLLER
1 MODULE



FINISHES								
BRUSHED STAINLESS STEEL	K4501BSS*LV	1	K4500BSS*LV	1	K4511BSS*LV	1	K4499BSS*	1
LACQUERED BRUSHED STEEL	K4501LBS*LV	1	K4500LBS*LV	1	K4511LBS*LV	1	K4499LBS*	1
BRUSHED CHROME	K4501BRC*LV	1	K4500BRC*LV	1	K4511BRC*LV	1	K4499BRC*	1
POLISHED CHROME	K4501POC*LV	1	K4500POC*LV	1	K4511POC*LV	1	K4499POC*	1
SATIN GOLD	K4501SAG*LV	1	K4500SAG*LV	1	K4511SAG*LV	1	K4499SAG*	1
PORCELAIN WHITE	K4501WHIWL	1	K4500WHIWL	1	K4511WHIWL	1	K4499WHI	1
LUSTROUS IVORY	K4501LIVWL	1	K4500LIVWL	1	K4511LIVWL	1	K4499LIVW	1
LUSTROUS BLACK	K4501LBKBL	1	K4500LBKBL	1	K4511LBKBL	1	K4499LBKB	1
POLISHED BRASS	K4501PBR*LV	1	K4500PBR*LV	1	K4511PBR*LV	1	K4499PBR*	1
TEXTURED IRON	K4501TIRBL	1	K4500TIRBL	1	K4511TIRBL	1	K4499TIRB	1
DESERT BRONZE	K4501DBZBL	1	K4500DBZBL	1	K4511DBZBL	1	K4499DBZB	1
ANTIQU BRASS	K4501ABSBL	1	K4500ABSBL	1	K4511ABSBL	1	K4499ABS	1
TEXTURED COPPER	K4501TCOBL	1	K4500TCOBL	1	K4511TCOBL	1	K4499TCOB	1

LEAD TIMES

Please contact our Customer Services Department on 01268 563 404

These dimmers incorporate the latest in micro-controller based circuitry to provide electronic soft-start and overload protection. Suitable for use with good quality electronic or wire wound transformers. Can also be used with good quality mains voltage halogen lamps incorporating GU10 bases. Please check with lamp manufacturer to determine suitability. K4500 is only suitable for use in 2, 4 and 8 module grids. They are not suitable for fluorescent lamps.

MK Fluorescent Grid Dimmers are low voltage controllers for connection to 1-10V controllable ballasts.

NOTE

Refer to technical section for derating factors when more than one unit is used in any one box. BS EN 60669-2-1.

* Available with the option of either White or Black inserts. Add Suffix 'W' or 'B' to part number when ordering, E.g. KxxxxBSSW. Where there is no asterisk, the final suffix W = White Insert, B = Black Insert, E.g. KxxxxWHIW = Porcelain White finish with White inserts

When ordering K4500, K4501 & K4511, use the suffix 'LV' right at the end, eg. K4501BSSWL



Technical Hotline
+44 (0)1268 563720

Aspect

WIRING DEVICES
DECORATIVE

Accessory Modules

SINGLE TV CO-AXIAL OUTLET NON-ISOLATED	SINGLE TV CO-AXIAL OUTLET ISOLATED	BUZZER UNIT 200-250V	BUZZER UNIT 21-36V	CORD OUTLET 16 AMP
--	---	-------------------------	-----------------------	-----------------------



K4520WHI 10 K4896WBLK 10	K4521WHI 10 K4521BLK 10	K4000WHI 10	K4001WHI 10	K4886WHI 10 K4886BLK 10
---	--	--------------------	--------------------	--

For direct connection to TV or FM aerial co-axial download. NOT to be used in same enclosure as mains exceeding 50V.
BS 3041:1977
IEC 169-2:1965
BS 5733:2010 where applicable.

For direct connection to TV or FM aerial co-axial download. NOT to be used in same enclosure as mains exceeding 50V.
BS 3041:1977
IEC 169-2:1965
BS 5733:2010 where applicable.

200-250V
BS 5733:2010

Sound output level
Av 61 db @ 15 feet.
BS 5733:2010

Complete with 3 pairs of terminals. The supply terminals are suitable for up to 2 x 2.5mm² or 1 x 4mm² solid conductors. The load terminals are suitable for one 1.5mm² flexible cord. A cord grip is also fitted.
BS 5733:2010

Accessory Modules

FUSE UNIT
13 AMP



FUSE UNIT WITH
TAMPERPROOF
SCREW
13 AMP




Euro Modular Frontplates


EURO
1 MODULE
25 X 50MM



EURO
2 MODULE
50 X 50MM



EURO
4 MODULE
100 X 50MM



FINISHES

BRUSHED STAINLESS STEEL
LACQUERED BRUSHED STEEL
BRUSHED CHROME
POLISHED CHROME
SATIN GOLD
PORCELAIN WHITE
LUSTROUS IVORY
LUSTROUS BLACK
POLISHED BRASS
TEXTURED IRON
DESERT BRONZE
ANTIQUÉ BRASS
TEXTURED COPPER

K4890WHI 10
K4890BLK 10

K4890KOWHI 10
K4890KOBK 10

K24181BSS	1	K24182BSS	1	K24184BSS	1
K24181LBS	1	K24182LBS	1	K24184LBS	1
K24181BRC	1	K24182BRC	1	K24184BRC	1
K24181POC	1	K24182POC	1	K24184POC	1
K24181SAG	1	K24182SAG	1	K24184SAG	1
K24181WHI	1	K24182WHI	1	K24184WHI	1
K24181LIV	1	K24182LIV	1	K24184LIV	1
K24181LBK	1	K24182LBK	1	K24184LBK	1
K24181PBR	1	K24182PBR	1	K24184PBR	1
K24181TIR	1	K24182TIR	1	K24184TIR	1
K24181DBZ	1	K24182DBZ	1	K24184DBZ	1
K24181ABS	1	K24182ABS	1	K24184ABS	1
K24181TCO	1	K24182TCO	1	K24184TCO	1

LEAD TIMES
Please contact our Customer Services Department on 01268 563 404

Fuse carrier comes with 13A cartridge fuse link to BS 1362. BS 5733:2010

Key 3405ZIC supplied
Fuse carrier comes with 13A cartridge fuse link to BS 1362. BS 5733:2010

MOUNTING BOXES
Suitable for flush boxes to BS 4662:2006 and surface boxes to BS 5733:2010
Refer to appropriate module for minimum box depth.
FIXING CENTRES
60.3mm
BS 5733:2010 where applicable.
Note: No grid required, modules just clip into place.

MOUNTING BOXES
Suitable for flush boxes to BS 4662:2006 and surface boxes to BS 5733:2010
Refer to appropriate module for minimum box depth.
FIXING CENTRES
60.3mm
BS 5733:2010 where applicable.
Note: No grid required, modules just clip into place.

MOUNTING BOXES
Suitable for flush boxes to BS 4662:2006 and surface boxes to BS 5733:2010
Refer to appropriate module for minimum box depth.
FIXING CENTRES
120.6mm
BS 5733:2010 where applicable.
Note: No grid required, modules just clip into place.



Technical Hotline
+44 (0)1268 563720

Aspect

DECORATIVE
WIRING DEVICES

Euro Power Modules

FRENCH/BELGIAN
2P+E
250V SHUTTERED
2 MODULE
50 X 50MM
(NON UK)
16 AMP

UK
250V
2 MODULE
50 X 50MM
13 AMP

GERMAN
2P+E 250V
SHUTTERED
2 MODULE (NON UK)
16 AMP

AMERICAN
127V SHUTTERED
2 MODULE
50 X 50MM (NON UK)
15 AMP

UK
250V SHUTTERED
2 MODULE
50 X 50MM
5 AMP



K5830WHI 10
K5830BLK 10

K5831WHI 10
K5831BLK 10

K5832WHI 10
K5832BLK 10

K5833WHI 10
K5833BLK 10

K5834WHI 10
K5834BLK 10

MOUNTING BOX
35mm minimum
46mm (for extra wiring space).
DIMENSIONS
50 x 50mm
BS 1363 Part 2:1995

MOUNTING BOX
46mm
DIMENSIONS
50 x 50mm
IEC 60884-1:2006

MOUNTING BOX
35mm
46mm (for extra wiring space)
DIMENSIONS
50 x 50mm
SASO 2204:2003


MOUNTING BOX
35mm minimum
46mm (for extra wiring space).
DIMENSIONS
50 x 50mm
BS 546:1950

MOUNTING BOX
46mm
DIMENSIONS
50 x 50mm
NF C61-314

Mains operated products and extra low voltage modules must not be installed within the same frontplate.
Refer to BS 7671:2008 for details.

Euro Power Modules

USB CHARGING
2 MODULE
50 X 50MM



Euro Datacom Modules

RJ11/12
1 MODULE
25 X 50MM



RJ45
CAT 6
1 MODULE
25 X 50MM



RJ45
CAT 6
SCREENED
1 MODULE
25 X 50MM



RJ45
CAT 6
ANGLED
1 MODULE
25 X 50MM



FINISHES

WHITE	K5837WHI	1	K5887WHI	5	K5846WHI	5	K5846SWHI	5	K5864WHI	5
BLACK	K5837BLK	1	K5887BLK	5	K5846BLK	5	K5846SBLK	5		

LEAD TIMES

Please contact our Customer Services Department on **01268 563 404**

USB charging sockets, each capable of supporting 2A charge (total of 2A)

K5837 MOUNTING BOX
35mm minimum
46mm for extra wiring space
IEC 60950-1
IEC 61000-6-1/3

Suitable for both RJ11 and RJ12 jacks
RJ11; 4 wire
RJ12; 6 wire

MOUNTING BOXES
Minimum box depth 35mm
FCC68
EN 41003

Cat 6 performance.
Suitable for both 568A and 568B wiring schemes.

MOUNTING BOXES
Minimum Box Depth 35mm
ISO/IEC 11801
EN 50173
TIA 568
EN 41003

Cat 6 performance.
Suitable for both 568A and 568B wiring schemes.

MOUNTING BOXES
Minimum Box Depth 35mm
ISO/IEC 11801
EN 50173
TIA 568
EN 41003

Cat 6 performance.
Suitable for both 568A and 568B wiring schemes.

MOUNTING BOXES
Minimum Box Depth 35mm
ISO/IEC 11801
EN 50173
TIA 568
EN 41003

Mains operated products and extra low voltage modules must not be installed within the same frontplate.
Refer to BS 7671:2008 for details.



Technical Hotline
+44 (0)1268 563720

Aspect

WIRING DEVICES
DECORATIVE

RJ45
CAT 5e
ANGLED
1 MODULE
25 X 50MM

RJ45
CAT 5e
1 MODULE
25 X 50MM

TELEPHONE
MASTER
1 MODULE
25 X 50MM

TELEPHONE
SECONDARY
1 MODULE
25 X 50MM

BNC 50Ω
1 MODULE
25 X 50MM



K5844WHI	5	K5845WHI	5	K5820WHI	5	K5821WHI	5	K5801WHI	5
		K5845BLK	5	K5820BLK	5	K5821BLK	5		

Enhanced Cat 5 performance.
Suitable for both 568A and 568B
wiring schemes.

MOUNTING BOXES
Minimum box depth
35mm standard
ISO/IEC 11801
EN 50173
TIA 568
EN 41003

Enhanced Cat 5 performance.
Suitable for both 568A and 568B
wiring schemes.

MOUNTING BOXES
Minimum box depth 35mm
standard
ISO/IEC 11801
EN 50173
TIA 568
EN 41003

MOUNTING BOXES
Minimum depth 35mm
BS 6312-2

MOUNTING BOXES
Minimum depth 35mm
BS 6312-2

50 Ohm crimp connector suitable
for use with RG58, URM43,
URM76 and Beldon 9907 type
co-axial cables.

MOUNTING BOXES
Minimum box depth 35mm

Mains operated products and extra low voltage modules must not be installed within the same frontplate.
Refer to BS 7671:2008 for details.

Euro Multimedia Modules

SINGLE OUTLET
(IEC MALE)
1 MODULE
25 X 50MM

SINGLE OUTLET
(IEC FEMALE)
1 MODULE
25 X 50MM

SINGLE F-TYPE
SATELLITE
SOCKET
1 MODULE
25 X 50MM

TWIN OUTLET
TV/FM DIPLEXER
2 MODULE
50 X 50MM
(IRELAND ONLY)



FINISHES								
WHITE	K5850WHI	5	K5851WHI	5	K5855WHI	5	K5852WHI	5
BLACK	K5850BLK	5	K5851BLK	5	K5855BLK	5	K5852BLK	5

LEAD TIMES

Please contact our Customer Services Department on **01268 563 404**

Fully screened non isolated TV outlets containing a combination of single, TV/FM Diplexer, TV/FM/SAT Triplexer and BT secondary telephone outlets for use within digital TV systems and interactive TV services.

Single outlets for connection to a single TV, FM or Satellite co-axial aerial lead.

MOUNTING BOXES

Min box depth 47mm

DIMENSIONS

ONE MODULE 25 x 50mm

TWO MODULE 50 x 50mm

BS 3041:1997, IEC 169-2:1965, BS EN 50083 & BS 5733:2010 where applicable.

TV/FM Diplexer units for connection to a single co-axial aerial lead with combined TV and FM signals.

PERFORMANCE

Single	TV:	DC - 950MHz
	Sat:	DC - 1.75GHz
Diplexer	TV:	5-65MHz
	FM:	470-862MHz
		87.5-108 MHz

TV/FM/DAB FOR DIGITAL RADIO

PERFORMANCE

Diplexer	TV:	5-65MHz
		470-862MHz
FM/DAB:		87.5-230MHz

These products are fully compatible with Labgear TV distribution systems and are approved for use in "Sky Homes" and "Homes On" specifications.

Mains operated products and extra low voltage modules must not be installed within the same frontplate. Refer to BS 7671:2008 for details.



Technical Hotline
+44 (0)1268 563720

Aspect

WIRING DEVICES
DECORATIVE

Euro Multimedia Modules

TWIN OUTLET
TV-FM/DAB
DIPLEXER
2 MODULE
50 X 50MM

TRIPLE OUTLET
TV/FM/SATELLITE
TRIPLEXER
2 MODULE
50 X 50MM
(IRELAND ONLY)

TRIPLE OUTLET
TV-FM/DAB-SAT
TRIPLEXER
2 MODULE
50 X 50MM

QUAD OUTLET
TV-FM/DAB-2XSAT
2 MODULE
50 X 50MM

FEMALE HDMI OUTLET
2 MODULE
50 X 50MM



K5852DABWHI	5	K5853WHI	5	K5853DABWHI	5	K5854DABWHI	5	K5807WHI	5
K5852DABBLK	5	K5853BLK	5	K5853DABBLK	5	K5854DABBLK	5	K5807BLK	5

TV/FM Diplexer units for connection to a single co-axial aerial lead with combined TV and FM signals.

PERFORMANCE

Single 950MHz	TV:	DC -
1.75GHz Diplexer	TV:	5-65MHz 470-862MHz
862MHz MHz	FM:	87.5-108

TV/FM/DAB FOR DIGITAL RADIO PERFORMANCE

Diplexer	TV:	5-65MHz 470-862MHz
862MHz	FM/DAB:	87.5-230MHz

TV/FM diplexer units for connection to a single co-axial aerial lead with combined TV and FM signals.

TV/FM/SAT triplexer units for connection to a single co-axial aerial lead with combined TV, FM and Satellite signals

PERFORMANCE

SINGLE OUTLETS

TV/FM IEC MALE OR FEMALE
DC-950MHz
SAT F-TYPE
DC-1.75GHz

TV/FM/SAT PRODUCTS

OUTLET	DIPLEXER	OUTLET
TV	5-65MHz	TV
FM/DAB	470-862MHz	FM
SAT	87.5-108MHz	SAT1
	N/A	
TV/FM/DAB/SAT PRODUCTS FOR DIGITAL RADIO		
OUTLET	DIPLEXER	OUTLET
TV	5-65MHz	TV
FM/DAB	470-862MHz	FM
SAT OR SAT1	87.5-230MHz	SAT1
SAT2	N/A	SAT2

K5807 Female HDMI Outlet is HDMI 1.1, 1.2, 1.3 and 1.4b compatible, HDCP compliant.

DATA RATE

Up to 2.25 Gbps

SCAN

Up to 1080p/1920x1200

INPUT CONNECTOR

1 x HDMI Female (Type A)

OUTPUT CONNECTOR

1 x HDMI Female (Type A)

Supports high resolution input:

PC: VGA, SVGA,

SXVGA (1280x1024) and UXGA

(1600x1200, 1920x1200)

HDTV: 480p, 720p, 1080i and 1080p

HDMI input cable should be no larger than 20m.

DIMENSIONS

50 x 50 x 20mm

These products are fully compatible with Labgear TV distribution systems and are approved for use in "Sky Homes" and "Homes On" specifications.

Mains operated products and extra low voltage modules must not be installed within the same frontplate. Refer to BS 7671:2008 for details.

Euro Blank Modules


2 MODULE
50 X 50MM

1 MODULE
25 X 50MM

1/2 MODULE
12.5 X 50MM

AUDIO BINDING
POST FOR SINGLE
LOUD SPEAKER
1 MODULE
25 X 50MM

RCA TO SCREW
TERMINATION SET
1 RED AND 1 BLACK
1 MODULE
25 X 50MM



FINISHES

- BRUSHED STAINLESS STEEL
- LACQUERED BRUSHED STEEL
- BRUSHED CHROME
- POLISHED CHROME
- SATIN GOLD
- PORCELAIN WHITE
- LUSTROUS IVORY
- LUSTROUS BLACK
- POLISHED BRASS
- TEXTURED IRON
- DESERT BRONZE
- ANTIQUÉ BRASS
- TEXTURED COPPER

K180WHI
K180BLK

10
10

K188WHI
K188BLK

10
10

K186WHI
K186BLK

10
10

K5805WHI
K5805BLK

5
5

K5806WHI
K5806BLK

5
5

LEAD TIMES
Please contact our Customer
Services Department on
01268 563 404

BS 5733:2010 where applicable

BS 5733:2010 where applicable

BS 5733:2010 where applicable

DIMENSIONS
50 x 25 x 28mm

DIMENSIONS
50 x 25 x 28mm



Technical Hotline
+44 (0)1268 563720

Aspect

DECORATIVE
WIRING DEVICES

LJU6C Datacom Frontplate

1 GANG
2 MODULE
22 X 37MM



LJU6C Datacom Modules

RJ11/12
1 MODULE



RJ45 CAT 6
1 MODULE



RJ45
CAT 6
SCREENED
1 MODULE



RJ45
CAT 5e
1 MODULE



K14172BSS*	1						
K14172LBS*	1						
K14172BRC*	1						
K14172POC*	1						
K14172SAG*	1						
K14172WHIW	1						
K14172LIVW	1	K5787WHI	5	K5746WHI	5		
K14172LBK	1			K5746BLK	5		
K14172PBRB	1						
K14172TIRB	1						
K14172DBZB	1						
K14172ABSB	1						
K14172TCOB	1						
						K5746SWHI	5
						K5746SBLK	5
						K5745WHI	5
						K5745BLK	5

MOUNTING BOXES

Suitable for flush boxes to BS 4662:1970 and surface boxes to BS 5733:2010

Refer to appropriate module for minimum box depth.

FIXING CENTRES

1 gang: 60.3mm

2 gang: 120.6mm

BS 5733:2010 where applicable

NOTE

No grid required, modules just clip into place

Suitable for both RJ11 and RJ12 jacks.

RJ11: 4 wire

RJ12: 6 wire

MOUNTING BOXES

Minimum box depth 35mm

ISO/IEC 11801

EN 50173

TIA 568

EN 41003

Cat 6 performance.

Suitable for both 568A and 568B wiring schemes.

MOUNTING BOXES

Minimum Box Depth 35mm

ISO/IEC 11801

EN 50173

TIA 568

EN 41003

Cat 6 performance.

Suitable for both 568A and 568B wiring schemes.

MOUNTING BOXES

Minimum Box Depth 35mm

ISO/IEC 11801

EN 50173

TIA 568

EN 41003

Enhanced Cat 5 performance.

Suitable for both 568A and 568B wiring schemes.

MOUNTING BOXES

Minimum box depth 25mm

ISO/IEC 11801

EN 50173

TIA 568

EN 41003

* Available with White or Black inserts.




LJU6C Datacom Blanks

LJU6C
1 MODULE
22 X 37MM

Blank Plates

1 GANG

2 GANG

			
FINISHES			
BRUSHED STAINLESS STEEL	K170WHI K170BLK	K24330BSS	K24329BSS
LACQUERED BRUSHED STEEL		K24330LBS	K24329LBS
BRUSHED CHROME		K24330BRC	K24329BRC
POLISHED CHROME		K24330POC	K24329POC
SATIN GOLD		K24330SAG	K24329SAG
PORCELAIN WHITE		K24330WHI	K24329WHI
LUSTROUS IVORY		K24330LIV	K24329LIV
LUSTROUS BLACK		K24330LBK	K24329LBK
POLISHED BRASS		K24330PBR	K24329PBR
TEXTURED IRON		K24330TIR	K24329TIR
DESERT BRONZE		K24330DBZ	K24329DBZ
ANTIQUÉ BRASS		K24330ABS	K24329ABS
TEXTURED COPPER		K24330TCO	K24329TCO

10
10

LEAD TIMES
Please contact our Customer
Services Department on
01268 563 404

MOUNTING BOXES
BS 5733:2010

MOUNTING BOXES
FLUSH
866ZIC
DIMENSIONS:
86 x 86mm
FIXING CENTRES
60.3mm
BS 5733:2010

MOUNTING BOXES
FLUSH
866ZIC
DIMENSIONS
86 x 146mm
FIXING CENTRES
120.6mm
BS 5733:2010



CASE STUDY

ST GEORGE BATTERSEA REACH DEVELOPMENT, LONDON

The new MK Elements range was specified extensively at the St George Battersea Reach development in London. This ongoing residential development from the Berkeley Group, is situated in the bustling vicinity of England's capital and offers a wide range of high end apartments.

The Client, St George favoured the glass effect finish and touch controlled dimmers for their elegant styling, which perfectly complements the superior character of such a prestigious development.

