



ALBANY PLUS™

RANGE INTRODUCTION

Available in Brushed Stainless Steel, Brushed Chrome, Satin Gold and Polished Chrome finishes, Albany Plus™ brings stylish yet subtle good looks to both contemporary and classical interiors.

Being manufactured from the finest materials, Albany Plus™ wiring devices maintain their high quality appearance for years to come.

Echo™ is an innovative range of entirely wireless, batteryless and self powered switches, only available from MK Electric and in finishes to complement the Albany Plus™ range. Please see page 21 for details.

HOW TO SPECIFY

A metal, flush mounting range of wiring devices. Frontplates with a maximum 9mm profile and subtle 7mm radius rounded corners. Cable connections must be upward facing with easy to identify white markings on a dark background, grouped in a straight line with captive terminal screws for ease of installation. All sockets to have a 3 pin operated shutter safety mechanism and double pole switching, with the contacts designed such that the neutral makes before and breaks after the live pole for improved safety. Switches to be large and concave with a minimum 3mm contact gap with a positive 'click' to denote successful operation.

FEATURES & BENEFITS

AVAILABLE IN BRUSHED STAINLESS STEEL, BRUSHED CHROME, SATIN GOLD AND POLISHED CHROME

Providing a range of products that complement the décor and requirements of any interior.

ALBANY PLUS™ BRUSHED CHROME AND SATIN GOLD ARE PRE-TREATED WITH A HEAT-CURED POWDER LACQUER FINISH

Brushed Chrome and Satin Gold products are coated with a special heat-cured powder lacquer finish ensuring that the range is durable, tarnish resistant and maintains its stylish and understated appearance for many years.


TOTAL SAFETY

MK sockets have a 3-pin operated "child resistant shutter system", which is designed to inhibit access to the electricity supply unless all 3 pins of a standard British 13A plug are in position.

DESIGN SERVICE

Perfect for when only a customised solution will do.

Albany Plus™



Terminal screws are backed out and captive. Terminals are upwards facing to make installation easier.

Funnel entrance to terminals.

Clear terminal markings for easy identification.



Polished Chrome finish complements modern interior design.



Brushed Chrome finish has subtle good looks to suit classic interiors.





Technical Hotline
+44 (0)1268 563720

Albany Plus™


Switchsocket Outlets

1 GANG DP
DUAL EARTH TERMINALS
13 AMP

2 GANG DP
13 AMP

2 GANG DP WITH
RED ROCKERS
13 AMP

1 GANG DP
DUAL EARTH TERMINALS
WITH NEON
13 AMP



FINISHES

BRUSHED STAINLESS STEEL	K2958BSS	10	K2948BSS	5	K2948D6BSS	5	K2458BSS	5
BRUSHED CHROME	K2958BRC	1	K2948BRC	1	K2948D6BRC	1	K2458BRC	1
SATIN GOLD	K2958SAG	1	K2948SAG	1			K2458SAG	1
POLISHED CHROME	K2958PCR	1	K2948PCR	1			K2458PCR	1

LEAD TIMES
Please contact our Customer
Services Department on
01268 563 404

MOUNTING BOXES
FLUSH 25MM
1 gang: 861ZIC
FLUSH 35MM
(for extra wiring space)
1 gang: 866ZIC
SURFACE WITH KNOCKOUTS
1 gang: K899ALM
SURFACE WITHOUT KNOCKOUTS
1 gang: K829ALM
DIMENSIONS
86 x 86mm
FIXING CENTRES
60.3mm
BS 1363-2:1995
DOUBLE POLE SWITCHING
All switchsockets have double pole
switching (neutral makes first, breaks
last).
HIGH INTEGRITY EARTHING
Fitted with two earth terminals to
provide a double earth facility for
use when installations require a high
integrity protective connection as
specified within BS 7671:2008

MOUNTING BOXES
FLUSH 25MM
2 gang: 862ZIC
FLUSH 35MM
(for extra wiring space)
2 gang: 866ZIC
SURFACE WITH KNOCKOUTS
2 gang: K897ALM
SURFACE WITHOUT KNOCKOUTS
2 gang: K830ALM
DIMENSIONS
86 x 146mm
FIXING CENTRES
120.6mm
BS 1363-2:1995
DOUBLE POLE SWITCHING
All switchsockets have double pole
switching (neutral makes first, breaks
last)

MOUNTING BOXES
FLUSH 25MM
2 gang: 862ZIC
FLUSH 35MM
(for extra wiring space)
2 gang: 866ZIC
SURFACE WITH KNOCKOUTS
2 gang: K897ALM
SURFACE WITHOUT KNOCKOUTS
2 gang: K830ALM
DIMENSIONS
86 x 146mm
FIXING CENTRES
120.6mm
BS 1363-2:1995
DOUBLE POLE SWITCHING
All switchsockets have double pole
switching (neutral makes first, breaks
last)

MOUNTING BOXES
FLUSH 25MM
1 gang: 861ZIC
FLUSH 35MM
(for extra wiring space)
1 gang: 866ZIC
SURFACE WITH KNOCKOUTS
1 gang: K899ALM
SURFACE WITHOUT KNOCKOUTS
1 gang: K829ALM
DIMENSIONS
86 x 86mm
FIXING CENTRES
60.3mm
BS 1363-2:1995
DOUBLE POLE SWITCHING
All switchsockets have double pole
switching (neutral makes first, breaks
last).
HIGH INTEGRITY EARTHING
Fitted with two earth terminals to
provide a double earth facility for
use when installations require a high
integrity protective connection as
specified within BS 7671:2008

Albany Plus™

Switchsocket Outlets

2 GANG DP
WITH NEONS
13 AMP

2 GANG DP
WITH 2 X USB
CHARGING PORTS
DUAL EARTH
13 AMP

2 GANG DP WITH
OUTBOARD ROCKERS
AND DUAL EARTH
TERMINALS
13 AMP

2 GANG DP
WITH OUTBOARD
RED ROCKERS AND DUAL
EARTH TERMINALS
13 AMP



FINISHES								
BRUSHED STAINLESS STEEL	K2448BSS	5	K2943BSS	1	K2947BSS	5	K2947D6BSS	5
BRUSHED CHROME	K2448BRC	1	K2943BRC	1	K2947BRC	1	K2947D6BRC	1
SATIN GOLD	K2448SAG	1	K2943SAG	1	K2947SAG	1		
POLISHED CHROME	K2448PCR	1	K2943PCR	1	K2947PCR	1		

LEAD TIMES
Please contact our Customer
Services Department on
01268 563 404

MOUNTING BOXES
FLUSH 25MM
2 gang: 862ZIC
FLUSH 35MM
(for extra wiring space)
2 gang: 886ZIC
SURFACE WITH KNOCKOUTS
2 gang: K897ALM
SURFACE WITHOUT KNOCKOUTS
2 gang: K830ALM
DIMENSIONS
86 x 146mm
FIXING CENTRES
120.6mm
BS 1363-2:1995
DOUBLE POLE SWITCHING
All switchsockets have double pole
switching (neutral makes first, breaks
last)

USB charging sockets, each capable of
supporting 2A charge (total of 2A)

MOUNTING BOXES
FLUSH 35MM
2 gang: 886ZIC
FLUSH 46MM
(for extra wiring space)
2 gang: 877ZIC
SURFACE WITH KNOCKOUTS
2 gang: K897ALM
SURFACE WITHOUT KNOCKOUTS
2 gang: K830ALM
DIMENSIONS
86 x 146mm
FIXING CENTRES
120.6mm
BS 1363-2:1995
DOUBLE POLE SWITCHING
All switchsockets have double pole
switching (neutral makes first, breaks
last)
HIGH INTEGRITY EARTHING
Fitted with two earth terminals to
provide a double earth facility for
use when installations require a high
integrity protective connection as
specified within BS 7671:2008

MOUNTING BOXES
FLUSH 25MM
2 gang: 862ZIC
FLUSH 35MM
(for extra wiring space)
2 gang: 886ZIC
SURFACE WITH KNOCKOUTS
2 gang: K897ALM
SURFACE WITHOUT KNOCKOUTS
2 gang: K830ALM
DIMENSIONS
86 x 146mm
FIXING CENTRES
120.6mm
BS 1363-2:1995
DOUBLE POLE SWITCHING
All switchsockets have double pole
switching (neutral makes first, breaks
last)
HIGH INTEGRITY EARTHING
Fitted with two earth terminals to
provide a double earth facility for
use when installations require a high
integrity protective connection as
specified within BS 7671:2008

MOUNTING BOXES
FLUSH 25MM
2 gang: 862ZIC
FLUSH 35MM
(for extra wiring space)
2 gang: 886ZIC
SURFACE WITH KNOCKOUTS
2 gang: K897ALM
SURFACE WITHOUT KNOCKOUTS
2 gang: K830ALM
DIMENSIONS
86 x 146mm
FIXING CENTRES
120.6mm
BS 1363-2:1995
DOUBLE POLE SWITCHING
All switchsockets have double pole
switching (neutral makes first, breaks
last)
HIGH INTEGRITY EARTHING
Fitted with two earth terminals to
provide a double earth facility for
use when installations require a high
integrity protective connection as
specified within BS 7671:2008

Patress available for use
where existing back box is
too shallow, see page 34



Technical Hotline
+44 (0)1268 563720

Albany Plus™

2 GANG DP
WITH OUTBOARD
ROCKERS AND
'CLEAN EARTH'
FACILITY
13 AMP


1 GANG DP NON
STANDARD WITH
CLEAN EARTH
FACILITY
13 AMP

2 GANG DP
NON STANDARD
WITH CLEAN
EARTH
FACILITY
13 AMP

2 GANG DP
DUAL EARTH
FILTERED
SPIKE AND RFI
13 AMP

REPLACEMENT
FILTER CASSETTE

1 GANG DP
ROUND PIN
5 AMP



K2947CEBSS	5	K1258BSS	5	K1259BSS	5	K2826BSS	1	K1800WHI	5	K2881BSS	5
K2947CEBRC	1	K1258BRC	1	K1259BRC	1	K2826BRC	1		K2881BRC	1	
									K2881SAG	1	
									K2881PCR	1	

MOUNTING BOXES
FLUSH 25MM
2 gang: 862ZIC
FLUSH 35MM
(for extra wiring space)
2 gang: 886ZIC
SURFACE WITH KNOCKOUTS
2 gang: K897ALM
SURFACE WITHOUT KNOCKOUTS
2 gang: K830ALM

This product is provided with facilities for 'clean earth' connection.
DIMENSIONS
86 x 146mm
FIXING CENTRES
120.6mm
BS 1363-2:1995

MOUNTING BOXES
FLUSH 25MM
861ZIC
FLUSH 35MM
(for extra wiring space)
866ZIC
SURFACE WITH KNOCKOUTS
K899ALM
SURFACE WITHOUT KNOCKOUTS
K829ALM

These products are provided with facilities for 'clean earth' connection and are suitable for non standard plugs with 'T' shaped earth pin. See page 240.
DIMENSIONS
86 x 86mm
FIXING CENTRES
60.3mm
BS 1363-2:1995 where relevant

MOUNTING BOXES
FLUSH 25MM
2 gang: 862ZIC
FLUSH 35MM
(for extra wiring space)
2 gang: 886ZIC
SURFACE WITH KNOCKOUTS
2 gang: K897ALM
SURFACE WITHOUT KNOCKOUTS
2 gang: K830ALM

This product provides facilities for 'clean earth' connection and are suitable for non standard plugs with 'T' shaped earth pin. See page 240.
DIMENSIONS
86 x 146mm
FIXING CENTRES
120.6mm
BS 1363-2:1995 where relevant

MOUNTING BOX
886ZIC
Provides two way filtering to reduce voltage spikes and radio frequency interference. Protected by thermal cut out. Fitted with two earth terminals to provide a double earth facility when installations require a high integrity protective connection as specified within BS 7671:2008.
Maximum total load 13A
DIMENSIONS
86 x 146 x 39mm
FIXING CENTRES
120.6mm
BS 5733:2010

MOUNTING BOXES
FLUSH 25MM
861ZIC
FLUSH 35MM
(for extra wiring space)
866ZIC
SURFACE WITH KNOCKOUTS
K899ALM
SURFACE WITHOUT KNOCKOUTS
K829ALM
DIMENSIONS
86 x 86mm
FIXING CENTRES
60.3mm
BS 546:1950

Albany Plus™

Switchsocket Outlets

1 GANG DP
ROUND PIN
15 AMP



Switchsocket Outlets RCD Protected

1 GANG DP 30MA
RATED TRIPPING
CURRENT ACTIVE
CONTROL CIRCUIT
13 AMP



1 GANG DP 30MA
RATED TRIPPING
CURRENT PASSIVE
CONTROL CIRCUIT
13 AMP



Socket Outlets

1 GANG
13 AMP



2 GANG WITH
DUAL EARTH
TERMINALS
13 AMP



FINISHES										
BRUSHED STAINLESS STEEL	K2883BSS	5	K6301BSS	1	K6304BSS	1	K732BSS	5	K733BSS	5
BRUSHED CHROME	K2883BRC	1	K6301BRC	1	K6304BRC	1	K732BRC	1	K733BRC	1
SATIN GOLD	K2883SAG	1	K6301SAG	1						
POLISHED CHROME	K2883PCR	5	K6301PCR	1						

LEAD TIMES
Please contact our Customer
Services Department on
01268 563 404

MOUNTING BOXES
FLUSH 25MM
861ZIC
FLUSH 35MM
(for extra wiring space)
866ZIC
SURFACE WITH KNOCKOUTS
K899ALM
SURFACE WITHOUT
KNOCKOUTS
K829ALM
DIMENSIONS
86 x 86mm
FIXING CENTRES
60.3mm
BS 546:1950

MOUNTING BOXES
FLUSH
886ZIC
Boxes must have a minimum
depth of 30mm
SURFACE WITH KNOCKOUTS
K897ALM
SURFACE WITHOUT
KNOCKOUTS
K830ALM
It is important to ensure that
the correct control circuit,
active or passive, is selected
for each application.
Only suitable for supply
voltage of 240V a.c.
DIMENSIONS
86 x 146mm
FIXING CENTRES
120.6mm
BS 7288:1990

MOUNTING BOXES
FLUSH 35MM
2 gang: 886ZIC
FLUSH 46MM
(for extra wiring space)
2 gang: 877ZIC
SURFACE WITH KNOCKOUTS
2 gang: K897ALM
SURFACE WITHOUT
KNOCKOUTS
2 gang: K830ALM
DIMENSIONS
86 x 146mm
FIXING CENTRES
120.6mm
It is important to ensure that
the correct control circuit,
active or passive, is selected
for each application.
Only suitable for supply
voltage of 240V a.c.
BS 7288:1990

MOUNTING BOXES
FLUSH 25MM
1 gang: 861ZIC
FLUSH 35MM
(for extra wiring space)
1 gang: 866ZIC
SURFACE WITH KNOCKOUTS
1 gang: K899ALM
SURFACE WITHOUT
KNOCKOUTS
K829ALM
DIMENSIONS
86 x 86mm
FIXING CENTRES
60.3mm
BS 1363-2:1995

MOUNTING BOXES
FLUSH 25MM
2 gang: 862ZIC
FLUSH 35MM
(for extra wiring space)
2 gang: 866ZIC
SURFACE WITH KNOCKOUTS
2 gang: K897ALM
SURFACE WITHOUT
KNOCKOUTS
2 gang: K830ALM
DIMENSIONS
86 x 146mm
FIXING CENTRES
120.6mm
BS 1363-2:1995
HIGH INTEGRITY EARTHING
Fitted with two earth
terminals to provide a
double earth facility for use
when installations require
a high integrity protective
connection as specified within
BS 7671:2008



Technical Hotline
+44 (0)1268 563720

Albany Plus™

Socket Outlets - Medical Locations

1 GANG DP
SWITCHED
13 AMP

1 GANG
UNSWITCHED
13 AMP

2 GANG DP
CLEAN EARTH
WITH OUTBOARD
ROCKERS
13 AMP

2 GANG
CLEAN EARTH
UNSWITCHED
13 AMP

Key Operated Socket Outlet and Switch

1 GANG DP
DUAL EARTH
13 AMP

1 GANG DP
20 AMP



K2958BLU	1	K732BLU	1	K2947CEBLU	5	K733CEBLU	1	K2949BSS	1	K2158BSS	1
								K2949BRC	1	K2158BRC	1

MOUNTING BOXES

FLUSH 25MM

1 gang: 861ZIC

FLUSH 35MM

(for extra wiring space)

1 gang: 866ZIC

SURFACE WITH KNOCKOUTS

1 gang: K899ALM

SURFACE WITHOUT KNOCKOUTS

1 gang: K829ALM

DIMENSIONS

86 x 86mm

FIXING CENTRES

60.3mm

BS 1363-2:1995

Product helps support compliance to BS7671 – 710.553.1

K2947CEBLU, K733CEBLU

These product are provided with facilities for "clean earth" connection.

MOUNTING BOXES

FLUSH 25MM

2 gang: 862ZIC

FLUSH 35MM

(for extra wiring space)

2 gang: 886ZIC

SURFACE WITH KNOCKOUTS

2 gang: K897ALM

SURFACE WITHOUT KNOCKOUTS

2 gang: K830ALM

DIMENSIONS

86 x 146mm

FIXING CENTRES

120.6mm

BS 1363-2:1995

Product helps support compliance to BS7671 – 710.553.1

MOUNTING BOXES

FLUSH 35MM

2 gang: 886ZIC

SURFACE WITH KNOCKOUTS

2 gang: K897ALM

SURFACE WITHOUT

KNOCKOUTS

2 gang: K830ALM

DIMENSIONS

86 x 146mm

BS 1363 Pt2:1995

HIGH INTEGRITY EARTHING

Fitted with two earth

terminals to provide a

double earth facility for use

when installations require

a high integrity protective

connection as specified

within BS 7671:2008

MOUNTING BOXES

FLUSH 35MM

1 gang: 866ZIC

SURFACE WITH KNOCKOUTS

1 gang: K899ALM

SURFACE WITHOUT

KNOCKOUTS

1 gang: K829ALM

DIMENSIONS

86 x 86mm

BS EN 60669-1:1999

Albany Plus™

mkelectric.co.uk



Floor Mounted Socket Outlets

1 GANG SP
SWITCHSOCKET
SPRING LOADED
HINGED COVER PLATE
13 AMP

1 GANG UNSWITCHED
SOCKET SPRING
LOADED HINGED
COVER PLATE
13 AMP

2 GANG
UNSWITCHED
SOCKET SPRING
LOADED HINGED
COVER PLATE
13 AMP

Connection Units Switched

DP WITH FLEX
OUTLET
13 AMP

DP
13 AMP



FINISHES

BRUSHED STAINLESS STEEL	740BSS	10	741BSS	5	742BSS	1	K931BSS	5	K941BSS	1
BRUSHED CHROME	740BRC	1	741BRC	1	742BRC	1	K931BRC	1	K941BRC	1
SATIN GOLD	740SAG	5	741SAG	1	742SAG	1	K931SAG	1	K941SAG	1
POLISHED CHROME							K931PCR	1	K941PCR	1

LEAD TIMES
Please contact our Customer
Services Department on
01268 563 404

MOUNTING BOXES
FLUSH
1 gang: 866ZIC
Boxes must have a minimum
depth of 35mm
Rotary operated shutter.
DIMENSIONS
102 x 86mm
FIXING CENTRES
60.3mm
BS 1363-2:1995

MOUNTING BOXES
FLUSH
1 gang: 866ZIC
Boxes must have a minimum
depth of 35mm
Rotary operated shutter.
DIMENSIONS
102 x 86mm
FIXING CENTRES
60.3mm
BS 1363-2:1995

MOUNTING BOXES
FLUSH
2 gang: 886ZIC
Boxes must have a minimum
depth of 35mm
Rotary operated shutter.
DIMENSIONS
102 x 146mm
FIXING CENTRES
120.6mm
BS 1363-2:1995

MOUNTING BOXES
FLUSH
866ZIC
SURFACE WITH KNOCKOUTS
K899ALM
SURFACE WITHOUT
KNOCKOUTS
K829ALM
DIMENSIONS
86 x 86mm
FIXING CENTRES
60.3mm
BS 1363-4:1995

MOUNTING BOXES
FLUSH
866ZIC
SURFACE WITH KNOCKOUTS
K899ALM
SURFACE WITHOUT
KNOCKOUTS
K829ALM
DIMENSIONS
86 x 86mm
FIXING CENTRES
60.3mm
BS 1363-4:1995



Technical Hotline
+44 (0)1268 563720

Albany Plus™

DP WITH
TAMPERPROOF FUSE
CARRIER SCREW
13 AMP

DP WITH NEON
13 AMP

DP RED ROCKER
WITH NEON
13 AMP

DP WITH FLEX
OUTLET AND NEON
13 AMP

DP RED ROCKER
WITH FLEX OUTLET
AND NEON
13 AMP



K941KOBSS	1	K961BSS	1	K961D6BSS	1	K971BSS	5	K971D6BSS	5
K941KOBRC	1	K961BRC	1	K961D6BRC	1	K971BRC	1	K971D6BRC	5
		K961SAG	1	K961D6SAG	1	K971SAG	1		
		K961PCR	1			K971PCR	1		

MOUNTING BOXES
FLUSH
866ZIC
SURFACE
WITH KNOCKOUTS
K899ALM
SURFACE WITHOUT KNOCKOUTS
K829ALM
DIMENSIONS
86 x 86mm
FIXING CENTRES
60.3mm
BS 1363-4:1995
Key (3405ZIC) is
supplied.

MOUNTING BOXES
FLUSH
866ZIC
SURFACE WITH KNOCKOUTS
K899ALM
SURFACE WITHOUT KNOCKOUTS
K829ALM
DIMENSIONS
86 x 86mm
FIXING CENTRES
60.3mm
BS 1363-4:1995

MOUNTING BOXES
FLUSH
866ZIC
SURFACE WITH KNOCKOUTS
K899ALM
SURFACE WITHOUT KNOCKOUTS
K829ALM
DIMENSIONS
86 x 86mm
FIXING CENTRES
60.3mm
BS 1363-4:1995

MOUNTING BOXES
FLUSH
866ZIC
SURFACE WITH KNOCKOUTS
K899ALM
SURFACE WITHOUT KNOCKOUTS
K829ALM
DIMENSIONS
86 x 86mm
FIXING CENTRES
60.3mm
BS 1363-4:1995

MOUNTING BOXES
FLUSH
866ZIC
SURFACE WITH KNOCKOUTS
K899ALM
SURFACE WITHOUT KNOCKOUTS
K829ALM
DIMENSIONS
86 x 86mm
FIXING CENTRES
60.3mm
BS 1363-4:1995

Albany Plus™

Connection Units Unswitched

13 AMP

WITH NEON
13 AMPWITH FLEX OUTLET AND NEON
13 AMP

FINISHES				
BRUSHED STAINLESS STEEL	K948BSS	5	K958BSS	1
BRUSHED CHROME	K948BRC	1	K958BRC	1
SATIN GOLD	K948SAG	1		K978SAG
POLISHED CHROME	K948PCR	1		K978PCR

LEAD TIMES
Please contact our Customer
Services Department on
01268 563 404

MOUNTING BOXES
FLUSH
866ZIC
SURFACE WITH KNOCKOUTS
K899ALM
SURFACE WITHOUT KNOCKOUTS
K829ALM
DIMENSIONS
86 x 86mm
FIXING CENTRES
60.3mm
BS 1363-4:1995

MOUNTING BOXES
FLUSH
866ZIC
SURFACE WITH KNOCKOUTS
K899ALM
SURFACE WITHOUT KNOCKOUTS
K829ALM
DIMENSIONS
86 x 86mm
FIXING CENTRES
60.3mm
BS 1363-4:1995

MOUNTING BOXES
FLUSH
866ZIC
SURFACE WITH KNOCKOUTS
K899ALM
SURFACE WITHOUT KNOCKOUTS
K829ALM
DIMENSIONS
86 x 86mm
FIXING CENTRES
60.3mm
BS 1363-4:1995



Technical Hotline
+44 (0)1268 563720

Albany Plus™

DP Switches

20 AMP



WITH NEON
20 AMP



WITH FLEX OUTLET,
RED ROCKER
AND NEON
20 AMP



WITH FLEX OUTLET
AND NEON
20 AMP



High Current Switches

DP WITH NEON
32 AMP



DP WITH NEON
50 AMP



K5213BSS	1	K5233BSS	1	K5233D6BSS	1	K5250BSS	1	K5106BSS	1	K5236BSS	1
K5213BRC	1	K5233BRC	1	K5233D6BRC	1	K5250BRC	1	K5106BRC	1	K5236BRC	1
		K5233SAG	1			K5250SAG	1	K5106SAG	1	K5236SAG	1
		K5233PCR	1			K5250PCR	1	K5106PCR	1	K5236PCR	1

MOUNTING BOXES

FLUSH

866ZIC

SURFACE WITH KNOCKOUTS

K899ALM

SURFACE WITHOUT
KNOCKOUTS

K829ALM

DIMENSIONS

86 x 86mm

FIXING CENTRES

60.3mm

BS EN 60669-1:1999

MOUNTING BOXES

FLUSH

866ZIC

SURFACE WITH KNOCKOUTS

K899ALM

SURFACE WITHOUT
KNOCKOUTS

K829ALM

DIMENSIONS

86 x 86mm

FIXING CENTRES

60.3mm

BS EN 60669-1:1999

MOUNTING BOXES

FLUSH

866ZIC

SURFACE WITH KNOCKOUTS

K899ALM

SURFACE WITHOUT
KNOCKOUTS

K829ALM

DIMENSIONS

86 x 86mm

FIXING CENTRES

60.3mm

BS EN 60669-1:1999

MOUNTING BOXES

FLUSH

866ZIC

SURFACE WITH KNOCKOUTS

K899ALM

SURFACE WITHOUT
KNOCKOUTS

K829ALM

DIMENSIONS

86 x 86mm

FIXING CENTRES

60.3mm

BS EN 60669-1:1999

MOUNTING BOXES

FLUSH

866ZIC (6mm² conductors)

877ZIC (10mm² conductors)

SURFACE WITH KNOCKOUTS

K899ALM

SURFACE WITHOUT
KNOCKOUTS

K829ALM

DIMENSIONS

86 x 86mm

FIXING CENTRES

60.3mm

BS EN 60669-1:1999

MOUNTING BOXES

FLUSH

886ZIC (6mm² conductors)

878ZIC (10mm² conductors)

SURFACE WITH KNOCKOUTS

K897ALM

SURFACE WITHOUT
KNOCKOUTS

K830ALM

DIMENSIONS

86 x 146mm

FIXING CENTRES

120.6mm

BS EN 60669-1:1999

DP Switches are not recommended for switching large banks of PCs

Albany Plus™

mkelectric.co.uk



Cooker Control Unit

DP MAIN SWITCH
AND 13 AMP
SWITCHSOCKET
OUTLET WITH NEONS
45 AMP

Triple Pole & Neutral Switch

32 AMP

Shaver/Toothbrush Supply Units

DUAL VOLTAGE
115/230V OUTPUT
220/240V INPUT
50/60HZ

Flex Outlets (NON UK)

Plateswitches

SP
2 WAY
10 AMP



FINISHES

BRUSHED STAINLESS STEEL	K5261BSS	1	K5114BSS	1	K703BSS	1	K2240BSS	1	K4671BSS	5
BRUSHED CHROME	K5261BRC	1	K5114BRC	1	K703BRC	1	K2240BRC	1	K4671BRC	1
SATIN GOLD	K5261SAG	1	K5114SAG	1	K703SAG	1			K4671SAG	1
POLISHED CHROME	K5261PCR	1	K5114PCR	1	K703PCR	1			K4671PCR	1

LEAD TIMES
Please contact our Customer
Services Department on
01268 563 404

MOUNTING BOXES:
FLUSH
886ZIC
(Up to 6mm² conductor)
878ZIC
(Up to 10mm² conductor)
Rotary operated shutter.
DIMENSIONS
86 x 146mm
FIXING CENTRES
120.6mm
BS 4177:1992

MOUNTING BOX
FLUSH
878ZIC
This product is rated at
440 volts with a motor load
rating of up to 12kW – 16 HP
at 415V 3 phase.
It has a utilisation category of
AC22A – switching of mixed
resistive and inductive loads
including moderate overloads
for a continuous duty of 32
amps. Making capacity is 2000
amps peak.
TERMINAL CAPACITY
16mm² conductors.
DIMENSIONS
146 x 86mm
BS EN 60947-3:1992

MOUNTING BOXES:
FLUSH
878ZIC
This design incorporates a
double wound isolating
transformer rated 20VA at 230
or 115 volts and meets
BS EN 61558-2-5:1998
making it safe for use in
bathrooms.
Insertion of a shaver/
toothbrush plug automatically
switches on by energising the
primary side of the isolating
transformer – removal
automatically switches
off. The transformer is
protected against overload
by an automatic solid state
overload device with automatic
resetting.
DIMENSIONS
146 x 86mm
FIXING CENTRES
120.6mm
BS EN 61558-2-5:1998

MOUNTING BOXES
FLUSH
866ZIC
SURFACE
WITH KNOCKOUTS
K899ALM
SURFACE WITHOUT
KNOCKOUTS
K829ALM
CABLE DIAMETER
Minimum 4mm
Maximum 14.5mm
DIMENSIONS
1 gang: 86 x 86mm
FIXING CENTRES
1 gang: 60.3mm
BS 5733:2010

MOUNTING BOXES
FLUSH
3995ZIC
SURFACE
WITH KNOCKOUTS
K899ALM
SURFACE WITHOUT
KNOCKOUTS
K829ALM
These switches do not have
to be derated when used with
fluorescent or inductive loads.
Switches can be wired as
either one-way or two-way.
DIMENSIONS
86 x 86mm
FIXING CENTRES
60.3mm
BS EN 60669-1:1999
If an intermediate switch is
required, a modular (Grid Plus)
version is available. Order
K3431 grid plate, K3701 grid
frame and K4893WHI 20A
intermediate switch



Technical Hotline
+44 (0)1268 563720

Albany Plus™

3 Pole Fan Isolator

2 GANG SP
2 WAY
10 AMP

3 GANG SP
2 WAY
10 AMP

1 GANG SP
2 WAY
WIDE ROCKER
10 AMP

2 GANG SP
2 WAY
WIDE ROCKER
10 AMP

WITHOUT
SWITCHLOCK
10 AMP

SWITCHLOCK
FOR FAN
ISOLATOR



K4672BSS	1	K4673BSS	5	K4761BSS	5	K4762BSS	5	K4860BSS	1	K4858	10
K4672BRC	1	K4673BRC	1	K4761BRC	1	K4762BRC	1	K4860BRC	1		
K4672SAG	1	K4673SAG	1	K4761SAG	1	K4762SAG	1	K4860SAG	1		
K4672PCR	1	K4673PCR	1	K4761PCR	1	K4762PCR	1	K4860PCR	1		

MOUNTING BOXES
FLUSH
3995ZIC
SURFACE
WITH KNOCKOUTS
K899ALM
SURFACE WITHOUT
KNOCKOUTS
K829ALM
These switches do not have to be derated when used with fluorescent or inductive loads.
Switches can be wired as either one-way or two-way.
DIMENSIONS
86 x 86mm
FIXING CENTRES
60.3mm
BS EN 60669-1:1999
If an intermediate switch is required, a modular (Grid Plus) version is available. Order K3431 grid plate, K3701 grid frame and K4893WHI 20A intermediate switch

MOUNTING BOXES
FLUSH
3995ZIC
SURFACE
WITH KNOCKOUTS
K899ALM
SURFACE WITHOUT
KNOCKOUTS
K829ALM
These switches do not have to be derated when used with fluorescent or inductive loads.
Switches can be wired as either one-way or two-way.
DIMENSIONS
86 x 86mm
FIXING CENTRES
60.3mm
BS EN 60669-1:1999
If an intermediate switch is required, a modular (Grid Plus) version is available. Order K3431 grid plate, K3701 grid frame and K4893WHI 20A intermediate switch

MOUNTING BOXES
FLUSH
3995ZIC
SURFACE
WITH KNOCKOUTS
K899ALM
SURFACE WITHOUT
KNOCKOUTS
K829ALM
These switches do not have to be derated when used with fluorescent or inductive loads.
Switches can be wired as either one-way or two-way.
DIMENSIONS
86 x 86mm
FIXING CENTRES
60.3mm
BS EN 60669-1:1999
If an intermediate switch is required, a modular (Grid Plus) version is available. Order K3431 grid plate, K3701 grid frame and K4893WHI 20A intermediate switch

MOUNTING BOXES
FLUSH
3995ZIC
SURFACE
WITH KNOCKOUTS
K899ALM
SURFACE WITHOUT
KNOCKOUTS
K829ALM
These switches do not have to be derated when used with fluorescent or inductive loads.
Switches can be wired as either one-way or two-way.
DIMENSIONS
86 x 86mm
FIXING CENTRES
60.3mm
BS EN 60669-1:1999
If an intermediate switch is required, a modular (Grid Plus) version is available. Order K3431 grid plate, K3701 grid frame and K4893WHI 20A intermediate switch

MOUNTING BOXES
FLUSH
3995ZIC
SURFACE
WITH KNOCKOUTS
K2160WHI
For local isolation of fans with or without timers for repair or routine maintenance.
DIMENSIONS
86 x 86mm
FIXING CENTRES
60.3mm
BS EN 60669-2-4

For use with K4860

Albany Plus™

Standard Dimmer Switches


2 WAY SINGLE
230V A.C. 50HZ
40W MIN -
250W MAX

2 WAY SINGLE
230V A.C. 50HZ
60W MIN -
500W MAX

2 WAY DOUBLE
230V A.C. 50HZ
40W MIN - 250W
MAX FOR EACH
DIMMER

2 WAY DOUBLE
230V A.C. 50HZ
60W MIN - 450W
MAX FOR EACH
DIMMER

2 WAY TRIPLE
230V A.C. 50HZ
40W MIN - 250W
MAX FOR EACH
DIMMER



FINISHES										
BRUSHED STAINLESS STEEL	K1534BSS	1	K1551BSS	1	K1532BSS	1	K1552BSS	1	K1533BSS	1
BRUSHED CHROME	K1534BRC	1	K1551BRC	1	K1532BRC	1	K1552BRC	1	K1533BRC	1
SATIN GOLD	K1534SAG	1	K1551SAG	1	K1532SAG	1	K1552SAG	1	K1533SAG	1
POLISHED CHROME	K1534PCR	1	K1551PCR	1	K1532PCR	1	K1552PCR	1	K1533PCR	1

LEAD TIMES
Please contact our Customer
Services Department on
01268 563 404

BS EN 60669-2-1, overload protected and are suitable for use with tungsten filament lamps only.
Two way dimmers use push on/push off switches.

They are not suitable for use with fluorescent loads, LED or with electronic/wire-wound transformers in low voltage lighting systems.

Suitable for use with good quality electronic or wire wound transformers. Can also be used with good quality mains voltage halogen lamps incorporating GU10 bases.
Please check with lamp manufacturer to determine suitability.



Technical Hotline
+44 (0)1268 563720

Albany Plus™

Intelligent Dimmer Switches

2 WAY SINGLE
230V A.C. 50HZ
40W/VA MIN - 300W/240VA
MAX

2 WAY SINGLE
230V A.C. 50HZ
60W/VA MIN -
500W/400VA MAX

2 WAY DOUBLE
230V A.C. 50HZ
40W/VA MIN -
300W/240VA MAX

2 WAY DOUBLE
230V A.C. 50HZ
60W/VA MIN -
450W/360VA MAX
FOR EACH DIMMER



K1536BSSLV	1	K1551BSSLV	1	K1532BSSLV	1	K1552BSSLV	1
K1536BRCLV	1	K1551BRCLV	1	K1532BRCLV	1	K1552BRCLV	1
K1536SAGLV	1	K1551SAGLV	1	K1532SAGLV	1	K1552SAGLV	1
K1536PCRLV	1	K1551PCRLV	1	K1532PCRLV	1	K1552PCRLV	1

BS EN 60669-2-1, 'state of the art' micro controller based circuitry to provide soft start and overload protection.

The soft start feature helps in greatly prolonging the life of tungsten, or halogen lamps.

Suitable for use with good quality electronic or wire wound transformers. Can also be used with good quality mains voltage halogen lamps incorporating GU10 bases.

Please check with lamp manufacturer to determine suitability.

Not suitable for use with fluorescent or LED loads.

Albany Plus™

Blank Plates

1 GANG



2 GANG



TV/FM Coaxial Socket Outlets

NON ISOLATED



ISOLATED

TWIN OUTLET
WITH TV/FM
DIPLERXER

FINISHES

BRUSHED STAINLESS STEEL	K3330BSS	10	K3329BSS	5	K3580BSS	5	K3581BSS	5	K3582BSS	5
BRUSHED CHROME	K3330BRC	1	K3329BRC	1	K3580BRC	1	K3581BRC	1	K3582BRC	1
SATIN GOLD	K3330SAG	1	K3329SAG	1	K3580SAG	1	K3581SAG	1	K3582SAG	1
POLISHED CHROME	K3330PCR	1	K3329PCR	1	K3580PCR	1	K3581PCR	1	K3582PCR	1

LEAD TIMES
Please contact our Customer
Services Department on
01268 563 404

MOUNTING BOXES:
FLUSH
1 gang: 86ZIC
SURFACE
WITH KNOCKOUTS
1 gang: K899ALM
SURFACE WITHOUT
KNOCKOUTS
K829ALM
DIMENSIONS
86 x 86mm
FIXING CENTRES
60.3mm
BS 5733:2010

MOUNTING BOXES:
FLUSH
2 gang: 88ZIC
SURFACE
WITH KNOCKOUTS
2 gang: K897ALM
SURFACE WITHOUT
KNOCKOUTS
K830ALM
DIMENSIONS
86 x 146mm
FIXING CENTRES
120.6mm
BS 5733:2010

MOUNTING BOXES
FLUSH
861ZIC
SURFACE
WITH KNOCKOUTS
K899ALM
SURFACE WITHOUT
KNOCKOUTS
K829ALM
K3580
Single outlet for connection
to a single TV or FM co-axial
aerial lead

MOUNTING BOXES
FLUSH
861ZIC
SURFACE
WITH KNOCKOUTS
K899ALM
SURFACE WITHOUT
KNOCKOUTS
K829ALM
K3581
Provides safety isolation rated
at 2000Va.c. between aerial
lead and socket. Single outlet
for connection to a single TV
or FM co-axial aerial lead

MOUNTING BOXES
FLUSH
861ZIC
SURFACE
WITH KNOCKOUTS
K899ALM
SURFACE WITHOUT
KNOCKOUTS
K829ALM
K3582
Provides safety isolation rated
at 2000Va.c. between aerial
lead and socket. Single outlet
for connection to a single TV
or FM co-axial aerial lead. Twin
outlet with TV/FM



Technical Hotline
+44 (0)1268 563720

Albany Plus™

Satellite Socket Outlets

SINGLE OUTLET
F TYPE SATELLITE
SOCKET



Floor Mounted Euro Frames

1 GANG STANDARD

1 GANG RECESSED

2 GANG STANDARD

2 GANG RECESSED



K3585BSS	1	790BSS	1	791BSS	1	795BSS	1	796BSS	1
K3585BRC	1	790BRC	1	791BRC	1	795BRC	1	796BRC	1
K3585SAG	1	790SAG	1	791SAG	1	795SAG	1	796SAG	1
K3585PCR	1								

DIMENSIONS
86 x 86mm
FIXING CENTRES
60.3mm
IEC 169-2:1965
BS 5733:2010 where applicable

MOUNTING BOXES
FLUSH
1 gang: 866ZIC
Boxes must have a minimum depth of 35mm

DIMENSIONS
1 gang: 102 x 86mm
FIXING CENTRES
1 gang: 60.3mm

NOTE
Use 'F' type connectors with recessed euro frame products. This ensures full lid closure when the aerial lead is disconnected. Power sockets must only be used with the standard Euro Frame products as the recessed type may NOT allow full plug engagement. BS 5733:2010
For a complete selection of Euro modules, see pages 46-48.

MOUNTING BOXES
FLUSH
1 gang: 866ZIC
Boxes must have a minimum depth of 35mm

DIMENSIONS
1 gang: 102 x 86mm
FIXING CENTRES
1 gang: 60.3mm

NOTE
Use 'F' type connectors with recessed euro frame products. This ensures full lid closure when the aerial lead is disconnected. Power sockets must only be used with the standard Euro Frame products as the recessed type may NOT allow full plug engagement. BS 5733:2010
For a complete selection of Euro modules, see pages 46-48.

MOUNTING BOXES
FLUSH
2 gang: 886ZIC
Boxes must have a minimum depth of 35mm

DIMENSIONS
2 gang: 102 x 146mm
FIXING CENTRES
2 gang: 120.6mm

NOTE
Use 'F' type connectors with recessed euro frame products. This ensures full lid closure when the aerial lead is disconnected. Power sockets must only be used with the standard Euro Frame products as the recessed type may NOT allow full plug engagement. BS 5733:2010
For a complete selection of Euro modules, see pages 46-48.

MOUNTING BOXES
FLUSH
2 gang: 886ZIC
Boxes must have a minimum depth of 35mm

DIMENSIONS
2 gang: 102 x 146mm
FIXING CENTRES
2 gang: 120.6mm

NOTE
Use 'F' type connectors with recessed euro frame products. This ensures full lid closure when the aerial lead is disconnected. Power sockets must only be used with the standard Euro Frame products as the recessed type may NOT allow full plug engagement. BS 5733:2010
For a complete selection of Euro modules, see pages 46-48.

Fully screened modular TV/Satellite outlets are available to fit Euro frontplates. See page 48 for details.

Albany Plus™

Euro Modular Frontplates


EURO
1 MODULE
25 X 50MM



EURO
2 MODULE
50 X 50MM



EURO
4 MODULE
100 X 50MM



LJU6C Datacom Frontplate

1 GANG
2 MODULE
22 X 37MM



FINISHES	EURO 1 MODULE (25 X 50MM)		EURO 2 MODULE (50 X 50MM)		EURO 4 MODULE (100 X 50MM)		LJU6C 1 GANG (22 X 37MM)	
BRUSHED STAINLESS STEEL	K181BSS	5	K182BSS	5	K184BSS	5	K172BSS	5
BRUSHED CHROME	K181BRC	1	K182BRC	1	K184BRC	1	K172BRC	1
SATIN GOLD	K181SAG	1	K182SAG	1	K184SAG	1	K172SAG	1
POLISHED CHROME	K181PCR	5	K182PCR	5	K184PCR	5	K172PCR	5

LEAD TIMES
Please contact our Customer Services Department on **01268 563 404**

DIMENSIONS
86 x 86mm
BS 5733:2010

NOTE
Euro Data Frontplates: no grid required, modules just clip into place.

DIMENSIONS
86 x 86mm
BS 5733:2010

NOTE
Euro Data Frontplates: no grid required, modules just clip into place.

DIMENSIONS
86 x 146mm
BS 5733:2010

NOTE
Euro Data Frontplates: no grid required, modules just clip into place.

DIMENSIONS
86 x 86mm
BS 5733:2010

NOTE
LJU6C Data Frontplates: no grid required, modules just clip into place.

For a complete selection of Euro modules and more information see pages 46-48.



Technical Hotline
+44 (0)1268 563720

Albany Plus™

Euro Power Modules


UK 250V
2 MODULE
50 X 50MM
13 AMP

GERMAN
2P+E 250V
SHUTTERED
2 MODULE
(NON UK)
16 AMP

AMERICAN
127V SHUTTERED
2 MODULE
50 X 50MM
(NON UK)
15 AMP

UK 250V SHUTTERED
2 MODULE
50 X 50MM
5 AMP

FRENCH/BELGIAN
2P+E
250V SHUTTERED
2 MODULE
50 X 50MM
(NON UK)
16 AMP



K5830WHI **10**
K5830BLK **10**

K5831WHI **10**
K5831BLK **10**

K5832WHI **10**
K5832BLK **10**

K5833WHI **10**
K5833BLK **10**

K5834WHI **10**
K5834BLK **10**

MOUNTING BOX
35mm minimum
46mm (for extra wiring space).
DIMENSIONS
50 x 50mm
BS 1363 Part 2:1995

MOUNTING BOX
46mm
DIMENSIONS
50 x 50mm
IEC 60884-1:2006

MOUNTING BOX
35mm
46mm (for extra wiring space)
DIMENSIONS
50 x 50mm
SASO 2204:2003

MOUNTING BOX
35mm minimum
46mm (for extra wiring space).
DIMENSIONS
50 x 50mm
BS 546:1950

MOUNTING BOX
46mm
DIMENSIONS
50 x 50mm
NF C61-314

Albany Plus™

Euro Power Modules

USB CHARGING
2 MODULE
50 X 50MM



Grid Plus Modular Frontplates (SUPPLIED WITH GRIDS)

1 MODULE

2 MODULE

3 MODULE



FINISHES

BRUSHED STAINLESS STEEL

BRUSHED CHROME

SATIN GOLD

POLISHED CHROME

K5837WHI
K5837BLK

1

1

K3431BSS

10

K3431BRC

1

K3431SAG

1

K3431PCR

1

K3432BSS

10

K3432BRC

1

K3432SAG

1

K3432PCR

1

K3433BSS

5

K3433BRC

1

K3433SAG

1

K3433PCR

1

LEAD TIMES
Please contact our Customer
Services Department on
01268 563 404

USB charging sockets, each capable of
supporting 2A charge (total of 2A)

K5837 MOUNTING BOX
Minimum Box depth 35mm
46mm for extra wiring space
IEC 60950-1
IEC 61000-6-1/3

DIMENSIONS
86 x 86mm
BS 5733:2010

DIMENSIONS
86 x 86mm
BS 5733:2010

DIMENSIONS
86 x 146mm
BS 5733:2010

Mains operated products and
extra low voltage modules
must not be installed within
the same frontplate.
Refer to BS 7671:2008 for
details.

For a complete selection of Grid Plus switch modules see Grid Plus pages 190-205.




Technical Hotline
+44 (0)1268 563720


Albany Plus™

DECORATIVE
WIRING DEVICES

4 MODULE



6 MODULE



8 MODULE



K3434BSS	5	K3436BSS	1	K3438BSS	1
K3434BRC	1	K3436BRC	1	K3438BRC	1
K3434SAG	1	K3436SAG	1	K3438SAG	1
K3434PCR	1	K3436PCR	1	K3438PCR	1

DIMENSIONS
86 x 146mm
BS 5733:2010

DIMENSIONS
146 x 146mm
BS 5733:2010

DIMENSIONS
146 x 146mm
BS 5733:2010

For a complete selection of Grid Plus switch modules see Grid Plus pages 190-205.

Albany Plus™

Grid Plus Modular Frontplates (SUPPLIED WITH GRIDS)

9 MODULE

12 MODULE

18 MODULE

24 MODULE

FINISHES	9 MODULE		12 MODULE		18 MODULE		24 MODULE	
BRUSHED STAINLESS STEEL	K3439BSS	1	K3442BSS	1	K3448BSS	1	K3454BSS	1
BRUSHED CHROME	K3439BRC	1	K3442BRC	1	K3448BRC	1	K3454BRC	1
SATIN GOLD	K3439SAG	1	K3442SAG	1	K3448SAG	1	K3454SAG	1
POLISHED CHROME	K3439PCR	1	K3442PCR	1	K3448PCR	1	K3454PCR	1

LEAD TIMES
Please contact our Customer
Services Department on
01268 563 404

DIMENSIONS
9 module: 206 x 146mm
BS 5733:2010

DIMENSIONS
206 x 146mm
BS 5733:2010

DIMENSIONS
206 x 206mm
BS 5733:2010

DIMENSIONS
206 x 207mm
BS 5733:2010

For a complete selection of Grid Plus switch modules see Grid Plus pages 190-205.

